

# Reviewing the Synthesis and Medicinal Significance of Chalcones

<sup>1</sup>Gandhi Ketankumar Natwarlal and <sup>2</sup>Dr. Pushpendra Sharma

<sup>1</sup>Research Scholar, Enrollment No: SSSCHE1603S under the faculty of Chemistry, SSSUTMS -Sehore, MP.

<sup>2</sup>Professor- Faculty of Chemistry at SSSUTMS- Sehore.MP.

## ARTICLE DETAILS

### Article History

Published Online: 20 January 2019

### Keywords

Chalcones, Medicinal, analgesic

## ABSTRACT

Chalcone is a compound comprises of two aromatic rings connected by an unsaturated  $\alpha$ ,  $\beta$ -ketone, with different substituents on the two aromatic rings. Chalcone could be effectively found in a large portion of the plants normally and is a middle of the road forerunner of flavonoids and isoflavonoids. It was accounted for to have wide scope of uses in the fields of science and organic chemistry, for example, antitumor, analgesic, arthritis, anti-inflammatory, anti-pyretic, anti-bacterial, anti-viral, anti-cancer anti-inflammatory, and anti-malaria agents. Additionally, it is likewise detailed in its photochemical and photograph physical properties also, including being utilized as photoalignment and photograph cross connecting unit in polymerization process, fluorescent colors, light-discharging diodes (LEDs), and so forward. In this research paper, we will learn about various biological significances of chalcones and their derivatives.

## 1. Introduction

The chemistry of chalcones has created concentrated logical investigations all through the world. Particularly intrigue has been centered around the synthesis and biodynamic exercises of chalcones. The name "Chalcones" was given by Kostanecki and Tambor. These compounds are otherwise called benzalacetophenone or benzylidene acetophenone. In chalcones, two aromatic rings are connected by an aliphatic three carbon chain. Chalcone bears an exceptionally decent synthon so assortment of novel heterocycles with great pharmaceutical profile can be planned.

Chalcones are  $\alpha,\beta$ -unsaturated ketone containing the responsive ketoethylenic gathering – CO-CH=CH-. These are hued compounds in light of the nearness of the chromophore - CO-CH=CH-, which depends within the sight of different auxochromes [1]. Diverse techniques are accessible for the readiness of chalcones. The most advantageous strategy is the Claisen-Schmidt buildup of equimolar quantities of arylmethylketone with aryl aldehyde within the sight of alcoholic soluble base. Chalcones are utilized to synthesize a few derivatives like cyanopyridines, pyrazolines isoxazoles and pyrimidines having diverse heterocyclic ring systems.

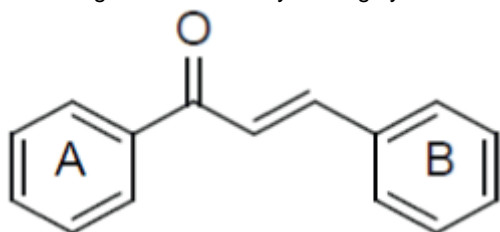


Figure 1: Chemical Structure of Chalcones

## 2. Agents for Synthesis of Chalcones

### [1] Alkali

Alkali has been the most utilized gathering agents for synthesis of chalcones. It is utilized as a fluid arrangement of reasonable focus viz. 30 %, 40 %, 50 % and 70%.

### [2] Hydrochloric Acid

Dry hydrochloric gas in a reasonable dissolvable like ethylacetate at 0 oC was utilized as a gathering operator in a couple of amalgamations of chalcones from aromatic ketones. Methanolic arrangement of dry hydrochloric corrosive gas at 0 oC was likewise utilized [2].

### [3] Other Condensing Agents

Phosphorous oxychloride is utilized as a gathering operator to synthesize of chalcones. They consolidated 2-hydroxy-5-nitroacetophenone with benzaldehyde utilizing anhydrous AlCl<sub>3</sub>. They got chalcone by consolidating acetophenone got from anisole and other polymethoxy benzenes with some methoxyaldehydes in nearness of anhydrous aluminum chloride.

Other than the abovementioned, other gathering agents utilized in synthesis of chalcones have been,

- (1) Magnesium tert-butoxide
- (2) Perchloric acid
- (3) Piperidine
- (4) Alkali metal alkoxide
- (5) Amino acid
- (6) Aqueous solution of borax
- (7) Boron trifluoride

## 3. Importance of Chalcones

- They have cozy association with flavones, aurones, tetralones and aziridines.
- Chalcones and their derivatives discover application as counterfeit sugars, scintillator polymerization impetus, fluorescent brightening specialist, natural lighting up operator, stabilizer against warmth, obvious light, bright light and maturing [3].
- 3,2',4',6'- tetrahydroxy-4-propoxy-dihydrochalcone-4- $\beta$ '- neohesperdoside has been utilized as manufactured sugar and is multiple times better than glucose.

- They contain a keto-ethylenic gathering and are hence responsive towards a few reagents for example (a) phenyl hydrazine, (b) 2-amino thiophenol and so forth.
- The chalcones have been discovered valuable in explaining structure of common items like hemlock tannin, cyanomaclurin, ploretin, eriodictyol and homo eriodictyol, naringenin and so forth.

#### 4. Medicinal Significance of Chalcones

As said before that chalcones are the antecedent of flavanoid synthesis and known to have a wide scope of exercises like Antiviral, Anti-inflammatory, Antimicrobial, Antibacterial, Analgesics, Anti-leishmanial, Anti-platelet, Anticancer, antioxidant and a portion of these are clarified as pursues:

##### 4.1 Anti-Inflammatory Activity of Chalcones and Related Mannich bases

Published results have uncovered that change of different non-cyclic conjugated styryl ketones for example chalcones, into the relating Mannich bases was frequently joined by expanded bioactivity both in vitro and in vivo Won et al., (2015)

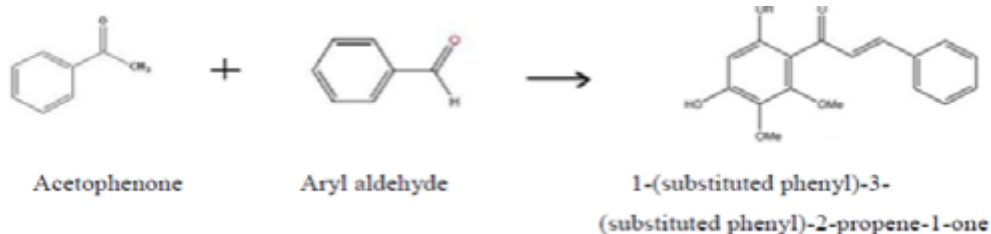


Figure 3: Reaction of Acetophenone with Aryl aldehyde

##### 4.3 Novel quinolinyl chalcones as antibacterial agents

Biological action of some quinolinyl chalcones and pyrimidines chalcones are a class of favored structures that have a wide scope of biological properties. Chalcones are additionally detailed as anticancer agents, and antimalarial agents. Quinoline-based intertwined heterocyclic systems are found as potential anticancer agents and have antimalarial activities. Pyrimidine

[4] synthesized (E)- 1-(2-hydroxyphenyl)- 3-(thiophen-2-yl)prop-2-en-1-one, a chalcone subordinate which was tried in vitro for its inhibitory movement on compound arbiters discharged from pole cells, neutrophils, macrophages and microglial cells with palatable results.

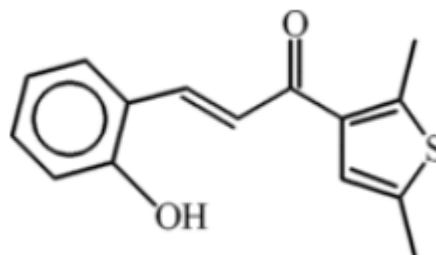


Figure 2: 1-(2-Hydroxyphenyl)-3-(thiophen-2-yl)prop-2-en-1-one

##### 4.2 Antimicrobial Activity of Some Chalcone Derivatives

With an end goal to create antimicrobial agents, a progression of chalcones arranged by Claisen-Schmidt buildup of fitting acetophenones with suitable aromatic aldehydes within the sight of fluid arrangement of potassium hydroxide and ethanol at room temperature were observed to have antibacterial and antifungal activities [5].

derivatives shape a part in various helpful medications and are related with numerous biological pharmaceutical and restorative activities. Dense pyrimidine derivatives have been accounted for as analgesics, antiviral and as anti-inflammatory agents, antibacterial and antituberculostic operator, diaryl pyrimidine (DAPY'S) seems, by all accounts, to be the more compelling against wild sort and different freak strains of HIV-1 [6].

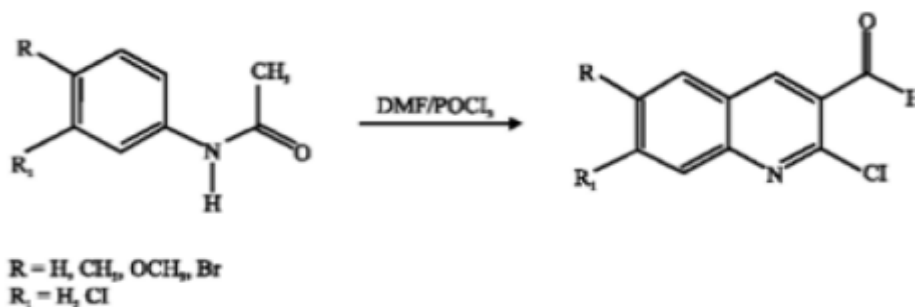


Figure 4: Synthesis of quinoline carbaldehydes

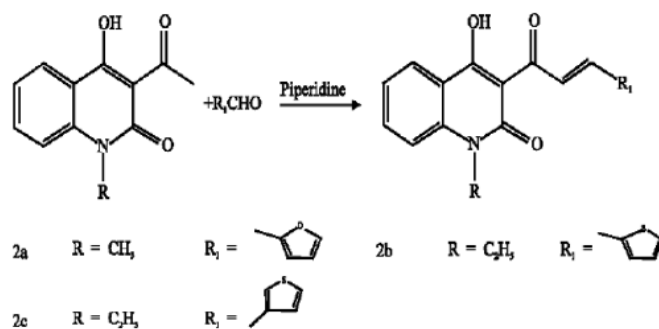


Figure 5: Synthesis of Novel Quinolinylnyl Chalcone derivatives

#### 4.4 Chalcone with antihepatotoxic activity

A portion of the compounds in particular 2-hydroxy-4-methoxy-3',4'- (2''- hydroxy methyl-1'', 4'' - dioxano) chalcone and 2-hydroxy-4, 6 - dimethoxy-3',4'- (2''- hydroxy methyl-1'',

4''- dioxano) chalcone demonstrated an intense antihepatotoxic movement, though different compounds showed moderate action regarding standard medication silybon-70 [7].

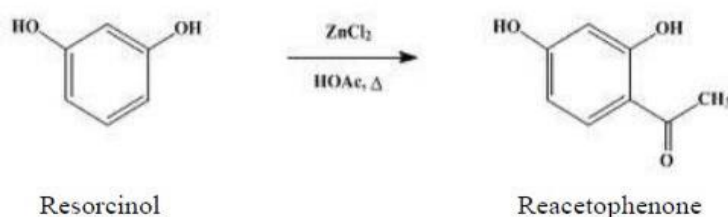


Figure 6: Reacetophenone synthesis

#### 4.5 Chalcone with potent antiplatelet activity

With an end goal to consistently create powerful antiplatelet agents with vasorelaxing and antiinflammatory activities, a novel arrangement of antiinflammatory chalcones was persistently screened to assess their antiplatelet and vasorelaxing impacts. Their structure– movement connections and method of activity were examined and portrayed. An epic arrangement of antiinflammatory chalcones was concentrated on antiplatelet impact in rabbit washed platelets and human platelet-rich plasma (PRP) and vasorelaxing impact in rodent thoracic aorta. Arachidonic corrosive actuated platelet conglomeration was strongly hindered by practically all the chalcone derivatives and additionally had an intense inhibitory impact on cyclooxygenase. The specific chalcones

tried in human PRP altogether hindered optional accumulation incited by adrenaline. In rodent thoracic aorta, the greater part of chalcones at high focus altogether discouraged the constrictions initiated by  $\text{Ca}^{2+}$  (1.9 mM) in high  $\text{K}^+$  (80 mM) medium and the phasic and tonic withdrawals brought about by norepinephrine (3  $\mu\text{M}$ ). In the rodent thoracic aorta, the phenylephrine-and high  $\text{K}^+$ -initiated  $\text{Ca}^{2+}$  deluge were both repressed by a particular chalcone subsidiary. These results show that the antiplatelet activities of chalcones are fundamentally intervened through the concealment of cyclooxygenase movement and decreased thromboxane development and their inhibitory consequences for the contractile reaction brought about by high  $\text{K}^+$  and norepinephrine in rodent thoracic aorta are for the most part because of hindrance of  $\text{Ca}^{2+}$  convergence through both voltage-dependent and receptor-worked  $\text{Ca}^{2+}$  stations [8].

#### 4.6 The antileishmanial activity of novel oxygenated chalcones

Licochalcone An, an oxygenated chalcone, has antileishmanial and antimalarial activities, and adjusts the ultrastructure and capacity of the mitochondria of Leishmania spp. parasites. The examination explores the antileishmanial movement and the component of activity of a gathering of new oxygenated chalcones. The tried oxygenated chalcones hindered the in-vitro development of Leishmania major promastigotes and Leishmania donovani amastigotes. Treatment of hamsters infected with L.donovani with intraperitoneal organization of two oxygenated chalcones brought about a huge decrease of parasite stack in the liver and the spleen contrasted and untreated control creatures. The oxygenated chalcones additionally hindered the breath of the parasite and the action of mitochondrial dehydrogenases. Electron infinitesimal examinations represented that they adjusted the ultrastructure of the mitochondria of L. major promastigote. The information unmistakably demonstrate that this gathering of oxygenated chalcones has a solid antileishmanial action and may be produced into another antileishmanial sedate. The antileishmanial action of oxygenated chalcones may be the aftereffect of obstruction with capacity of the parasite mitochondria [9].

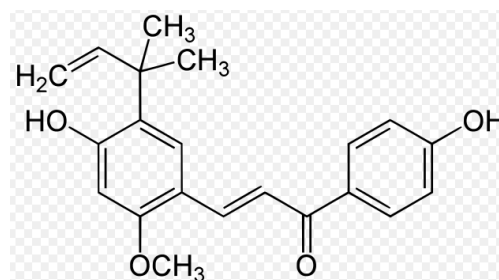


Figure 7: Licochalcone-A

#### 4.7 Chalcone with Immunosuppressive activity

The immunosuppressive action of licochalcone A was noted during examinations of its antileishmanial action, when low groupings of licochalcone A were found to hinder expansion of phytohemmagglutinin An animated lymphocytes. It was hence demonstrated that the auxiliary prerequisites for antileishmanial and lymphocyte-stiffling activities were unique and it is conceivable to plan chalcones with specific movement. The invulnerable stiffling capability of chalcones isn't out and out a bothersome component. Immuno-concealment decreases unite related manifestations and are advantageous for certain immune system maladies. Licochalcone An and some manufactured analogs have been accounted for to repress summed up lymphocyte multiplication that was not limited to a specific T lymphocyte subset. A similar report revealed the chalcones to cause down control of ace and anti-inflammatory cytokine creation from monocytes just as to meddle with the generation yet not arrival of tumor putrefaction factor –  $\alpha$  (TNF- $\alpha$ ). The substitution design on the chalcone skeleton is vital to this end yet no subtleties were uncovered in the report [10].

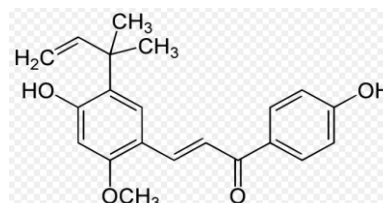


Figure 8: Licochalcone-A

#### 4.8 Antimalarial chalcones

Gan Cao as a plant is a perpetual herb utilized in conventional Chinese drug as an improving specialist and as a tonic to enhance the resistant reaction of the body. The seclude from the Gan Cao root (licochalcone A) was found to repress the in vitro development of chloroquine safe and chloroquine touchy *P. falciparum* and shielded mice from deadly diseases of *P. yoelii*. In any case, it was likewise seen to repress phytohemmagglutinin An initiated multiplication of human lymphocytes in vitro, which are demonstrative of immunosuppressive impacts. This prompted the synthesis of other oxygenated chalcones, of which 2, 4-dimethoxy-4'-butoxychalcone was observed to be outstanding. This compound is tantamount to licochalcone An as far as antimalarial action however is fundamentally less poisonous than licochalcone An against human leukocytes [11].



Figure 9: Gan cao plant

#### 5. Biological Evaluation of Some Heterocyclic Derivatives of Chalcones

Some novel heterocyclic derivatives, for example, Thiazines, Oxazines, Isoxazoles and Pyrazoles of chalcone were portrayed for their Anti inflammatory, Anti Bacterial and Anti parasitic activities. Chalcones are set up by gathering Aryl ketones with aromatic aldehydes in nearness of reasonable consolidating agents. They experience an assortment of concoction responses and are discovered helpful in synthesis of assortment of heterocyclic compounds. Chalcones have been utilized as moderate for the arrangements of compounds having therapeutic value. Writing survey uncovers that chalcone derivatives display different pharmacological activities, for example, potential cytotoxic agents, antimicrobial agents, antiviral, antiinflammatory, analgesics, mydriatics and so forth. In light of the above perception it is beneficial to plan more up to date compounds for their antimicrobial and antiinflammatory activities [12].

#### 6. Conclusion

There is a consistent approach for the synthesis of assortment of chalcone derivatives with increment in the

quantity of infections. Since the chalcone spine is found be exceptionally viable and powerful against a rundown of sicknesses. They put a wide scope of therapeutic movement in the present life. They are the antecedents in flavanoid synthesis found in each consumable plant however hard to disengage. At first they were found in regular source like ashitaba herb likewise know as blessed messenger of herb due to wide scope of biological significance like cleans blood, fortifies safe framework, screens cholesterol level, directs pulse, stifles corrosive emission, avoids thrombus, smothers cytophy, antibacterial, averts cancer, and advances digestion and so on and from that it is thought to synthesize chalcone implied for a particular illness. Chalcone are infrequently found anyplace in the characteristic world yet are the key factor in ashitaba. This has made the requirement for integrating chalcones artificially i.e from aromatic aldehyde and aliphatic ketone by claisen Schmidt buildup. The different activities of chalcone incorporates antimicrobial, anti-inflammatory, analgesic, antiplatelet, antiulcerative, antimalarial, anticancer, antiviral, antileishmanial, antioxidant, antitubercular, antihyperglycemic, immunomodulatory, restraint of compound arbiters discharge, hindrance of leukotriene B4, hindrance of tyrosinase and restraint of aldose reductase activities.

## References

1. G. Achanta, A. Modzelewska, L. Feng, S. R. Khan, and P. Huang, "A boronic-chalcone derivative exhibits potent anticancer activity through inhibition of the proteasome," *Molecular Pharmacology*, vol. 70, no. 1, pp. 426–433, 2006.
2. S. N. A. Bukhari, M. Jasamai, and I. Jantan, "Synthesis and biological evaluation of chalcone derivatives (mini review)," *Mini Review of Medicinal Chemistry*, vol. 12, no. 13, pp. 1384–1403, 2012.
3. J. N. Domínguez, C. Leon, J. Rodríguez, N. G. De Domínguez, J. Gut, and P. J. Rosenthal, "Synthesis and evaluation of new antimalarial phenylurenyl chalcone derivatives," *Journal of Medicinal Chemistry*, vol. 48, no. 10, pp. 3654–3658, 2005.
4. Won, S.J.; Liu, T.C.T.; Tsao, L.T.Weng, J.R.; Ko, H.;H.; Wang, J.P.; Lim, C.N. *Eur.J.Med.Chem.*, 2015, 40, 103.
5. Nielsen, S.B.; Christensen, S.F.; Cruciani, G.; Kharazmi, A. *J. Med. Chem.*, 2008, 41, 4819.
6. Mukherjee S, Kumar V, Prasad A K, Raj H G, Brakhe M E, Olsen C E, Jain S C and Parmar V P *Bioorg. Med. Chem.* 2011, 9, 337.
7. Indyah S A, Timmerman H, Samhoedi M, Sastrohami D, Sugiyanto H and Van Der Goot H. *Eur. J. Med. Chem.* 2010, 35, 449
8. Siva Kumar P M, Geetha Babu S K and Mukesh D, *Chem. Pharm. Bull.*, 2007, 55(1), 44.
9. Ko H H, Tsao L T, Yu K L, Liu C T, Wang J P and Lin C N, *Bioorg. Med. Chem.*, 2013, 11, 105.
10. Khatib S, Nerya O, Musa R, Shmnel M, Tamir S and Vaya J, *Bioorg. Med. Chem.*, 2005, 13, 433.
11. Vibhute YB and Bassar MA, *Synthesis and Activity of a new series of Chalcones as Antibacterial Agents*, *Indian J.Chem.*,42B: 202-205, (2013).
12. Sogawa S, Nihro Y, Ueda H, Miki T, Matsumoto H and Satoh T (2013). 3,4- Dihydroxy chalcones as potent 5- lipoxygenase and cyclooxygenase inhibitors. *J. Med. Chem.*, 36(24): 3904- 3909.