

# A Study of Nonlinear in Electrical Machines Using Numerical Simulation

<sup>1</sup>Virendra Lal and <sup>2</sup>Dr. Amit Jain

<sup>1</sup>Research Scholar, OPJS University, Churu, Rajasthan

<sup>2</sup>Associate Professor, OPJS University, Churu, Rajasthan

---

## ARTICLE DETAILS

### Article History

Published Online: 13 March 2019

### Keywords

Nonlinear, Electrical Machines, Numerical Simulation, Electric models, transform electrical vitality, physical work.

---

## ABSTRACT

Electric models are important products which transform electrical vitality into physical work and are broadly employed in market as well as individuals' life. Undesired vibrations are hurtful to the secured undertaking of theirs. Surveys coming from the viewpoint of flaw finding were directed, while rundowns from the perspective of components are unusual. This particular survey provides systematic study blueprints from this area, that may assist a lion's share of researchers, deal with the constant development and point additional exams. This particular review essentially generalizes productions in the prior years about the components as well as vibration of electric devices. For starters the wellsprings of electromagnetic vibration of rather some time are released, that include electromagnetic and mechanical components. Different types of air gap unusualness are offered and also demonstrated. The systematic means as well as numerical ways for ascertaining the electromagnetic force are condensed and also clarified in detail. The particular subdomain analysis, great identical circuit, Maxwell anxiety tensor, winding capacity strategy, virtual work rule, and conformal mapping method as well as finite component analysis are exhibited. In this work, an endeavor will be made to study the dynamical practices of the electrical machines. Instead of traditional methodology of studying the machines independently; here generalized methodology will be received to study the dynamical practices with the goal that the equivalent can be abused for individual ordinary machines. State-space model of a Generalized Machine will be created and State conditions will be standardized and utilizing these conditions dynamical practices of the machine will be thoroughly considered. In this work, whole parameter space of the machine might be investigated and the course of chaos through bifurcation might be recognized. This thought regarding the parameters might be utilized in designing the electrical machines and along these lines wanted dynamical conduct will be acquired from those machines.

---

## 1. Introduction

Electric machines are usually employed in engineering applications and industry due to the dependability of theirs. They're dynamical methods experiencing dynamical phenomena which could be unfavorable to the product. From engineering perspective it's crucial to foresee the nonlinear impressive conduct of complicated dynamical systems, for instance, the electric machines. This's an enormous stage in the program process, prior to the device is abused to authentic problems, dodging along these lines undesired dynamical phenomena which may damage the product. Essentially, the electrical models discuss the equivalent dynamical problems with conventional rotor methods, having explicit wellsprings of excitation, which result in nonlinear vibration occasion. The basic wellsprings of powerful problems would be the lopsided powers of the rotor, nonlinear course or terrible orientation, misalignments, mechanical detachment, various other electrical as well as hardware faults that produce nonlinear vibration of the system.

Despite the fact that asynchronous motors have been utilized for in excess of a hundred years, there are a few issues which are as yet open. For example successful methods of great control of these machines are as yet a functioning field of current research. It is outstanding that induction machines have generally excellent qualities, for example, high reliability, ruggedness, relatively low cost and so on., which are of vital significance for mechanical applications. Then again, from the control blend and pragmatic design of controller's perspective, the circumstance can in many respects be fundamentally extraordinary.

From the start, each sufficient numerical model of a system containing the asynchronous machines is firmly nonlinear. Some state factors, especially attractive transitions, or comparably the rotor currents can only with significant effort be estimated and accordingly nonlinear channels or state recreation systems can now and then be required for elite system activity. Much of the time notwithstanding nonlinearities of interior system collaborations a few parameters, for example rotor protections or burden torques, and so on can be obscure as well as emphatically time fluctuating. Henceforth a few standards of strong or versatile control system design are required in high requesting control applications. It ought to not out of the ordinary that great controllers will be progressively confused, increasingly costly and as to the developing multifaceted nature can be less dependable. Therefore, nonlinearly created marvels, for example, nonlinear unsteadiness, unwinding impacts and riotous like conduct particularly in systems of "sensor less control" ought to be anticipated and wiped out. In this paper simply such inquiries are tended to. In a test study of a straightforward certifiable firmly nonlinear 3-phase AC power system showing a few obsessive highlights is displayed. The following passage is dedicated to hypothetical analysis of increased trial data and begins to decipher them from a system-theoretic perspective. In another essential idea of the theoretical state space vitality is presented and talked about from its auxiliary outcomes perspective. The last shows the materialness of the proposed vitality arranged methodology. For instance, the nontrivial issue of Earth's geomagnetic field disordered inversions has been effectively illuminated. The acquired hypothetical outcomes are

contrasted and computer reenactments. In as opposed to the standard two-plate Rikitake dynamo model, which can be considered as „stationary“ exceptional case, disregarding any Earth's moving impacts, the inferred unequivocally nonlinear system portrayal incorporates Coriolis impacts both of the moving subsystems consequently.

The significance of synchronous devices in electrical energy systems has been a lot perceived. They're greatly nonlinear, complicated electromechanical gadget, whose powerful conduct straightforwardly affects the presentation as well as reliability of the energy system network. Apart from giving a definitive energy source, they're likewise used to enhance the power factor via receptive power support. To break down the powerful conduct of the synchronous devices, a precise and viable simulation design is desired. Be that as it might, it's tough to cultivate such an unit because synchronous machine dynamics are exceptionally nonlinear due to the extremely nonlinear stator self-inductances, stator shared inductances, and also typical inductances in between the stator as well as rotor windings. Additionally, the model must represent dynamics including mechanical and electrical areas.

## 2. Electric Machines

Electric powered machine continues to be the workhorse of the market for many years. Control of electric powered motors has been a crucial prerequisite in each and every mechanical application. Verifiably, the functionality parameters, for instance, start torque; torque speed characteristics, etcetera were matters of concern. The choices were fixated for probably the most part on unyielding status functioning of the motor in several arbitrary working point. For evaluation as well as performance prediction at constant condition circumstances, equivalent circuit type of the device was seen as positive as analyzed in Bose (2002). The leading edge time of electric motor management began with the arrival of power semiconductors in the 1950's as analyzed in Bose (1988 Bose and) (1992). Ensuing improvement in microelectronics and power devices has substantially impacted the activities as well as functionality of drive systems, air conditioning adjustable velocity drives - specially. Air cooling models screen greatly coupled, multi-variable structures, nonlinear, rather than DC devices because of their a great deal less complicated decoupled management system as provided in Sen (1988). Headways in power hardware, microelectronics & microcomputers have created- Positive Many Meanings - it conceivable to perform contemporary command undertakings at sensible price. This may be looked at as the 2nd phase in the enhancement of motor management.

The presentation of fast axes aims as well as quadrature of the qualities of the motor offered ascend to several complimentary strategy of differential state variety of the unit. This has changed the power machine model to a normal system theoretic model. This may be looked at as the final stage in the improvement of motor management. In the final phase, electric motor management is viewed as an outstanding instance of process theoretic balance issue properly all around produced both in the nonlinear and linear program areas. With this particular technique, electric motor is considered an item of device theoretic command which illuminated such main structure choices as controllability, steadiness, linearizability, recognizability, and strength etc that could not be adequate

tended to in history methodologies. The disadvantage to the device theoretic methodology would be that the elements included aren't exclusively identified with motor physical aspects. This's definitely not a fundamental issue because changes are accessible that can change different system factors on the physical machine factors.

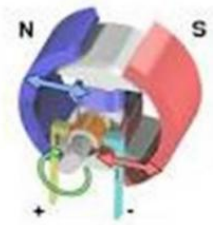
## 3. Background Electrical Machine

An electric motor will be an electromechanical device that follows electrical imperativeness under mechanical essentialness. A large segment electric motors work through that association about alluring:

**DC Motor:** A dc motor might be an electric motor that runs ahead prompt current (DC) power. Dc motors were utilized to run machinery, routinely taking out that requirement for A local steam motor or internal consuming motor. Dc motors may work clearly from battery-powered batteries, giving the goal power to those main electric vehicles. Today dc motors need help even now found done arrangements Likewise little as toys What's more plate drives, or secured nearby immense sizes to work steel moving plants Furthermore paper machines. Propelled dc motors would about ceaselessly work related to energy electronic devices.

**Permanent-magnet motor:** Immutable magnets would in any occasion forceful for continually on obviously arranged freely fed synchronous also impelling electric machines. Littler than anticipated motors resemble those structure in the illustration, yet that they bring no under three rotor shafts (to ensure beginning, regardless of rotor position) Furthermore their outer cabin is A steel tube that attractively joins those outsides of the twisted field magnets. Dc motors bring AC over an injury rotor otherwise called an armature, with a section ring commutator, Also Possibly An injury on the other hand enduring request stator. That commutator What's more brushes need help a long-life pivoting switch. Additionally arcing made good damage after only a precisely finite timeframe about operation. An electrical pro recognized that restoring those copper brushes for electrically resistive solid carbon squares may outfit significantly longer a conglomeration. Regardless of the way that the articulation might be not any more expressive, those carbon discourages continue going to be designated "brushes" extensively will this day. Perceiving how from time to time affiliations disturb what's more break, they acquire by and large length lifetimes.

**Brushless DC motors:** A portion of the issues of the brushed dc motor are cleared out in the brushless blueprint. In this motor, the mechanical "turning switch" on the other hand commutator/brush gear social occasion will be dislodged Eventually Tom's examining an external electronic switch synchronized of the rotor's position. Brushless motors are normally 85–90% compelling or more, viability for a brushless electric motor, of up to 96. 5% may have been represented because of the fact that dc motors with brush apparatus would normally 75–80% capable.



**Fig. 1 Brushless DC motors**

Brushless dc motors. Somewhere between ordinary dc motors Constructed over a design in a general sense the equivalent on stepper motors, these much of the time all the utilization an enduring request outside rotor, three periods for driving curls, may utilize hallway sway sensors should detect the situation of the rotor, What's more copartnered drive equipment. The curls need help enacted, you quit offering on that one period following those other, Eventually Tom's scrutinizing the drive equipment as signaled Eventually Tom's examining the signs from whichever passageway sway sensors or beginning with the by and by a similar H sway sensors that social occasions give those substitution camwood in like manner offer a beneficial tachometer hint for shut circle control (servo-controlled) arrangements. Done fans, those tachometer sign could an opportunity to be utilized to gather a "fan OK" sign and moreover also would overall used inside fans with discard undesirable warmth. They need help moreover acoustically extremely peaceful motors which will be great element in continually used on provisions that is impacted by vibrations.

**Switched reluctance motor:** Forefront dc brushless motors run in force beginning with a part of a watt with large bits kilowatts. Greater brushless motors up to more than 100 kw rating would used inside electric vehicles. They similarly Figure enormous utilize secured close by high-octane electric model flying machine. Switched hesitance motor the switched reluctance motor (SRM) need no brushes or immutable magnets, and the rotor need no electric rhythmic movements. Rather, torque hails from a slight miss-arrangement of posts on the rotor with shafts on the stator. The rotor adjusts itself for the appealing field of the stator, same time the stator field stator windings would successively stimulated should turn those stator field. The appealing transition made toward those field windings takes after that method for any rate as alluring reluctance, inferring those



**Fig. 2 Switched reluctance motor**

**Coreless or ironless DC motors:** Nothing in the rule about at whatever of the motors delineated over obliges that those iron (steel) parts of the rotor truly turn. Accepting that the sensitive appealing Taking playing point from asserting this reality might be the coreless on the other hand ironless dc motor, a particular structure of a brush or brushless dc motor Optimized to quick acceleration, these motors need a rotor that

is developed without whatever iron focus. The rotor may take the appearance of a winding filled chamber, or a supporting toward oneself structure including fundamental those magnet wire and the holding material. The rotor could fit inside the stator magnets; an attractively sensitive stationary barrel inside that rotor gives a give back path for the stator alluring flux. What's more, correspondingly gives a give back path to the flux. Since those rotor might be generously lighter over weight (mass) over a customary rotor formed beginning with copper windings around steel overlays, those rotor could animate a lot of extra quickly, much of the time achieving A mechanical time consistent under 1 ms. This is especially exact however those windings use aluminum rather than those heavier copper. However the whole on there will be no metal impostor in the rotor ought to go about as a high temperature sink, altogether minimal coreless motors should as often as possible make cooled by obliged air. Overheating could an opportunity to be an issue for coreless dc motor diagrams. Vibrator motors to cell division telephones would now and again little barrel molded permanent-magnet field types, regardless there would.

**Universal motors:** In this application, the use about AC should force a motor at first planned with run on dc may incite adequacy incidents in light of twirl current warming for their appealing parts, particularly the motor field pole-pieces that, for DC, may require used hearty (unlaminated) iron. Disregarding the way that the warming effects would decreased by using covered pole-pieces, Concerning illustration used to those centers from guaranteeing transformers What's all the more Eventually Tom's scrutinizing the usage for overlays about secondary permanganic destructive electrical steel, specific case result available In start of the twentieth century may have been for the motors on be worked beginning with low thickness lipoprotein AC supplies, for 25 Also 16. 7 hz operation continually typical. In see they used boundless motors, trains using this arrangement were moreover typically talented from guaranteeing working from A third rail on the other hand overhead wire powered Eventually Tom's scrutinizing dc. Concerning illustration well, perceiving that steam motors direct powered a critical number alternators, their generally low speeds supporting low frequencies thus correspondingly hardly any stator poles were fundamental.

**4. The Polyphase Of Induction Motor**

Those polyphase affectation motor might be those A large bit routinely used current motor, finding demand in a number conditions the spot pace guideline might be not indispensable. It will be direct and generally reasonable, and the nonattendance about sliding contacts in the squirrel-confine machine reduces upkeep should A least. There need help two general sorts from asserting polyphase instigation motors: the squirrel-confine kind and the injury rotor machine. The two motors bring an armature or stator structure similar to that of the trading current generator, involving an unfilled barrel about overlaid sheet steel for which are punched longitudinal openings. An even polyphase winding might be laid over these openings which, At related with an appropriateness voltage source, delivers a traveling MMF wave humming around hole, turning toward A synchronous pace equal to.

$$N_s = 120f/p$$

The place f will be the recurrence and p those number about poles to which the stator will be wound. That squirrel-

confine kind from asserting rotor will be exasperated up of sheet steel laminations keyed of the pole Furthermore Hosting slots punched in the periphery. That measure of slots in the rotor is never several of the number in the stator, in this way keeping rotor bolting under light burden states. Those rotor conductors On A large part machines would submitted of aluminum compound whichever shaped on the other hand expelled set up in the slots, with end rings continually tosses as a basic examination and just the structure Furthermore interfacing continually on bars at the two completions. That air-hole length between rotor Also stator will be held concerning illustration short concerning illustration fabricating resistances will allow in demand finite the polarizing present fundamental for the preparation from guaranteeing ordinary air-hole flux. An essential two pole, three-phase, squirrel-confine actuation motor might be diagrammed. Those injury rotor induction motor need A rotor similar to that of the squirrel-confine machine however that the short circuited squirrel-confine winding is reestablished Toward a three-phase protected twisting tantamount to that on the stator. This winding might be ordinarily wyes-connected with the terminals brought out to three slip rings on the pole. Graphite brushes related with those slip rings outfit outside passage of the rotor winding which might be related with A rheostat controller, the explanation behind which might be with implant additional wellbeing for each rotor period with upgrade those starting qualities. To for all intents and purposes each one instigation motors; whichever the rotor on the other hand the stator slots would slant one opening width. The inspiration might be should smooth birch the flux move beginning with you quit offering on that one opening of the following, in this manner decreasing sounds in the torque trademark Also upgrading the operation.

### 5. Determination Of Machine Parameters

The nameplate provides satisfactory details on the examined today's, winding temperature, voltage, recurrence, power, then stator winding c n. Be that as it might, it might be vital that you decide the winding reactances and protections just like the physical properties of the device so as to look at the machine performance under both dynamic and relentless conditions. For instance, the next assessments are usually completed to determine the parameters of an asynchronous piece of equipment.

No-Load Test - The aims of the no load examinations are to determine:

- Stator ohmic/copper losses
- Stator core losses because of hysteresis & eddy current
- Rotational losses because of windage and friction
- Magnetizing inductance.

The test is completed at rated frequency along with modified polyphase voltages put on on the stator terminals. Readings are taken at rated voltage, after the engine is operating for a remarkable timeframe essential for the bearings being properly greased up. At no?load, the device slip as well as the rotor current are small thereby coming about to a trivial no?load rotor misfortune.

Blocked-rotor test the blocked rotor test provides information vital that you decide

- The winding resistances
- The leakage reactance's

**Retardation Test** - The retardation evaluation is completed to determine the test engine picture of inertia. In this particular test, a no?load is accomplished with & without additional regular induction devices may be acquired from maker's information only as from the Finite?Element?Analysis (FEA) estimation benefits these kinds of regular bends.

### 6. Generalized Theory Of Electrical Machines

Generalized Theory was developed for a simple or even an idealized two pole machine, which is securely identified with a genuine machine. Each and every item of the winding shaping an only circuit is spoken to by a solitary coil in the fundamental two pole device. This way, a fundamental two-pole printer is but one where every single coil speaks to each item of the winding framing an only circuit of genuine device.

Specific shows are obtained in the enhancement of generalized machine principle. A succinct format of them is provided below:

1. Capital L as well as X are utilized for full (for instance self) inductance as well as the relating reactance separately. The spillage inductance as well as reactance is spoken to by the lower case letters l and then x separately.
2. Capital letters are used to display the coils as well as the looking at lower case letters fill in as subscripts because of the voltages, currents, impedances etc. For example, in Fig. 3(b) voltage  $v_f$  and current in case relate to the coil f; comparatively  $v_a$ ,  $i_a$  would relate to coil A.
3. Each winding of the real device or maybe every piece of the winding framing an only circuit is spoken to in the idealized and standard two pole device by a solitary coil. For rotor, these one-time coils, entail only a portion of the number as well as for stator, the coils are been seen on one aspect of the device particularly. This's fundamental to show the good direction of m.m.fs and currents. For instance, a three-phase synchronous machine with no damper bars, calls for an coil F for area winding plus 3 coils A, B, C for 3 stage windings as illustrated in Fig. 3(b).
4. In common, it may be conveyed when printer has hitting poles, they're considered on the stator.
5. Lower case v speaks to the voltage intrigued on the coil from an outside source and I, today's estimated in a similar direction as v.
6. The appropriation of present and flux under one sets of poles, rehashes itself within each and every additional pair of poles as appeared in Fig. 3(a), regardless of the real quantity of polepairs may be. Subsequently any device is usually changed by a proportionate two pole machine and also the generalized machine principle is produced as much as two pole devices.
7. The axis of the poles around that the area is wound, is referred to as the immediate axis of the device, even though the axis 900 separate from its recognized as the quadrature axis as appeared in Fig. 3(b). It's basic to take d-axis as q-axis and level as vertical.
8. The good guidance of turn of rotor is considered as clockwise and torque is the same taken good when acting in the sensation of good revolution.

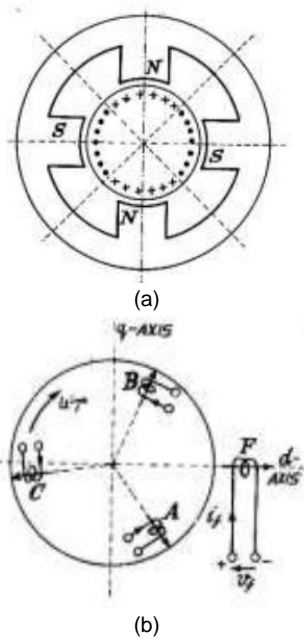


Figure. 3 (a) Four-pole electrical machine (b) Synchronous machine  
 The basic two-pole portrayal for a separately energized dc motor is appeared in figure. 1.11.

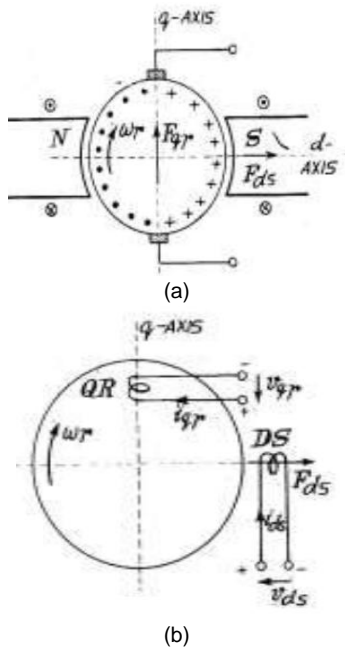


Fig. 4 (a) Separately excited d.c. motor and (b) its basic two-pole representation

7. Conclusion

Utilizing the proposed method, the nonlinear phenomenon of Generalized Electrical Machine is considered. It has been uncovered that the Generalized Machine is a Lorenz like system with higher dimension. For Generalized Machine, no. of state variables is 5. Be that as it may, the system is a Lorenz like system. The phase representation of the system affirms the equivalent. The no. of parameters related with the system is large. The no. is 17 when careful system of equations is utilized. At the point when the equations are standardized the parameters are 25. In this manner, variety of those large no. of parameters can create an arrive at nonlinear phenomenon. Anyway the course of bifurcation to be followed during this adjustment in parameter will follow some run of the mill way as called attention to and it was found for Lorenz like systems. While this procedure will be followed for some down to earth electrical machines the no. of parameters will be decreased and the dimension might be diminished and in this manner the study will be less complex. The inexact model of generalized electrical machine is Lorenz like system with same no. of dimension as it was found in genuine Lorenz system and comparable dynamics true to form for Lorenz like system and as saw for careful model of generalized machine is watched. The anticipated nonlinear phenomenon on conventional electrical machine in the light of the nonlinear phenomenon in generalized machine might be examined further which may guarantee the pertinence of the method proposed to study the nonlinear phenomenon of generalized machine and approve it. The procedure sketched out in past part is utilized to study the nonlinear phenomenon of some conventional machines. It is discovered that the method is successful for the machines it have been contemplated. The nonlinear phenomenons have been read for two machines both by simulations and experiments. It is seen that comparative results are gotten from simulation and experiments and the results are so true to form. This approves the proposed method of part. Additionally it has been discovered that for specific arrangements of parameters machines show that they may show the dynamics with one, two or more or even chaos. This not just affirms the adequacy of the proposed method of part 5 to study the nonlinear phenomenon of generalized electrical machine yet in addition endorses that the method is general and can be received to study the nonlinear dynamical conduct of other conventional machines with least exertion.

References

1. Sandra Eriksson.(2019). Permanent Magnet Synchronous Machines. Energies 2019, 12, 2830; doi:10.3390/en12142830
2. Léo A. J. Friedrich,(2019). High-Order Methods Applied to Nonlinear Magnetostatic Problems. Math. Computer. Appl. 2019, 24, 19; doi:10.3390/mca24010019
3. XuepingXu.(2018). Review of Electromagnetic Vibration in Electrical Machines. Energies 2018, 11, 1779; doi:10.3390/en11071779
4. Marcel IONEL(2017). SYSTEMS FOR GENERALIZED MODELS DEVELOPMENT FOR ELECTRICAL MACHINERY. Volumul SNET'08, 5-7 iunie 2008, Univ. Politehnica din București ISBN 978-606-521-045-5
5. DhanaselvamJ,(2017). Literature Review on Non-linear Analysis of an Electric Drive System using State Space Technique, International Journal of Electronics Engineering Research. ISSN 0975-6450 Volume 9, Number 4 (2017) pp. 455-465
6. MdLokmanHosain.(2017). Air-Gap Flow and Thermal Analysis of Rotating Machines using CFD, The 8th International Conference on Applied Energy – ICAE2016, doi: 10.1016/j.egypro.2017.03.1045

7. Y. Hu, C. Gan, et al. "Flexible fault-tolerant topology for switched reluctance motor drives," IEE Transactions on Power Electronics, vol. 31, no. 6, 2016, pp. 4654–4668.
8. N. K. Nguyen, F. Meinguet, E. Semail, X. Kestelyn. "Fault-tolerant operation of an open-end winding five-phase PMSM drive with short-circuit inverter fault," IEEE Transactions on Industrial Electronics, vol. 63, no. 1, 2016, pp. 595–605. DOI: 10.1109/TIE.2014.2386299
9. Ming Cheng.(2015). Advanced Electrical Machines and Machine-Based Systems for Electric and Hybrid Vehicles. Energies 2015, 8, 9541-9564; doi:10.3390/en8099541
10. Saito, A., Suzuki, H., Kuroishi, M. and Nakai, H. 2015. Efficient forced vibration reanalysis method for rotating electric machines. Journal of Sound and Vibration. Elsevier. 334:388–403.
11. K. Kyslan.(2015). Nonlinear Speed Control of Permanent Magnet Synchronous Motor with Salient Poles, Journal of Engineering Science and Technology Review 8 (5) (2015) 128- 133,ISSN: 1791-2377
12. J. Reiss.(2014). A Detailed Analysis of the Nonlinear Dynamics of the Electric Step Motor. DOI: 10.1109/ICIT.2002.1189321
13. Loic, Queval&Ohsaki, Hiroyuki. (2014). Nonlinear abc-Model for Electrical Machines Using N-D Lookup Tables. IEEE Transactions on Energy Conversion. 30. 10.1109/TEC.2014.2358854.
14. VishwanathHegde and G.S. Maruthi. (2014) "Experimental investigation on detection of air gap eccentricity in induction motors by current and vibration signature analysis using non-invasive sensors", Energy Procedia 14, 1047-1052.