

# A Study of India's Export Trade Performance Show in Liberalization Era

Sunder singh

Net July 2018 (Economics )

---

## ARTICLE DETAILS

### Article History

Published Online: 10 October 2018

### Keywords

Exports, Liberalization, Trade, International Trade, India, Foreign trade.

---

---

## ABSTRACT

*This paper examines the impact of liberalization change on export performance of India. The trial examination incorporates assessing an export request supply appear for manufacturing and advanced exports, applying ARDL approach. The guideline ideal situation of this approach is that, beside giving fiery estimations in small sample sizes, it needs no previous learning of the blend properties of the components. In 1991-92 India's exports stayed at \$20 billion which extended to \$45 billion of each 2001-02 and extended to \$ 302 billion out of 2011-12. Other than changes in volume, India's exports have moreover experienced change in its piece and course completed the hour of two decades. The investigation expects to examination these changing examples in India's exports volume, creation and course in the midst of most recent two decades. The investigation will enable to choose the tremendous changes occurred in the latest decade of changes when stood out from the principle decade of changes and besides look at the impact of worldwide crisis as of late. The examination uncovers that export performance was generally credited to their forceful characteristics in the global export market, anyway world solicitation for exports moreover showed as its significant source. Rather than the got see, this examination fail to recognize an enormous negative impact of trade confirmation on convey execution; in any case, overall liberalizations changes seem to have constructive outcome in India's manufacturing export performance however this isn't legitimate concerning advanced export performance. It is furthermore underscored that competitiveness of India's export remained slanted to high inconsistencies developing out of advancing outer condition. Dependably negative creation sway turned out as the most bothering piece of India's export performance. On the other hand, feature movement has laid potentially constructive outcome on export performance.*

---

## 1. Introduction

Improving export execution is one of the key objectives of liberalization changes in creating nations. For over four decades since freedom in 1947, India looked for after import-substitution advancement technique under stringent trade security. In the midst of this period, export stagnation was an unquestionable component of India's monetary performance paying little respect to the strong convergence of export advancement in worldwide setting. India stays a little player on the planet trade speaking to around 1 percent of world exports, despite following the liberalization changes when export development has been considerably faster (Bhanumurthy 2014). This export situation shows up diversely in connection to the range of Indian economy.

Export involves an imperative spot in any economy and its part in the financial advancement has extended tremendously in the present fiscal circumstance. A few nations on the planet have improved their part in world trade to achieve snappiest monetary development by grasping diverse trade techniques. Creating nations prevalently grasped import substitution polices in the start of second half of twentieth century yet these polices exhibited less compelling than the charge advancement arrangements used as a piece of made and in East Asia's high development economies. Thusly financial driving force and approach makers began grasping systems of open market and exhibited money related changes which gave speculation and remote trade a prominent spot being developed projects (Malik, J. K. 2015). As trade expect a perceptible part in the financial improvement of any nation, trade liberalizations contemplated basic portion of globalization process. A champion among the

most significant monetary change measures is the opening up of trade or trade liberalization. In a country like India which is floods with poverty and lopsided characteristics, a broad based industrialisation and system improvement in all of the regions is a basic to pull most of the people over the desperation line and the outer division should indisputably fill in as an instrument to achieve these goals (Sinha, Manoj Kumar, 2013). Export impacts an extraordinary arrangement the degree of monetary development, work and the change of portion of the economy.

## 2. Review of literature:

Pillania (2015): Indian economy and outside trade are on an improvement heading. Indian exports have gained some stunning ground in regard terms from the period of getting independence in 1947. The total estimation of India's stock exports extended from US \$ 1.3 billion out of 1950-51 to US \$ 63.8 billion of each 2003-04 – a compound pace of 7.6 percent. Trade improvement has gotten post liberalization of 1991. The structure of trade is as of now instructed by produced products and organizations. India administrations exports share in global exports is more than twofold of that of Indian manufacturing exports. East Asian countries, particularly China have transformed into an essential trading square. There is enormous unfamiliar potential for Indian outside trade in years to come.

Awokuse (2014) researched the responsibility of trade openness on exports and imports to enliven the monetary development and found that export advancement with import prerequisites may not contribute satisfactorily to money related improvement.

Mathor and Sagar (2015) express that the exports are growing at a decreasing rate yet the imports are extending at an extending rate. Trade lack extended unequivocally from 2004-05 to 2009-10. The plan of India's outside trade has encountered liberal changes, particularly, after the liberalization and globalization. Our significant exports presently consolidates manufacturing merchandise, for instance, Engineering Goods, Petroleum Products, Chemicals and partnered Products, Gems and Jewelleries, Textiles, Electronic Goods, and so on. India's Exports of Services Important: Since information beneath is for latest era accordingly information above too should be of same period so as to take care of consistency. It is a striking achievement that we have changed ourselves from a fantastically essential products exporting nation into a non-essential products (created stock) conveying country. By mishandling the upside of GATS now India is transforming into the biggest exporter of administrations.

Bhat (2011) detailed that the post change period in India has seen immense changes in the example, model and structure of outer trade. The idea of manufacturing segment has perhaps fallen in the GDP and on a very basic level declined in the idea of export. The development of administrations was increasingly verbalized in GDP development and is reflected in the growing offer of services in exports. The idea of essential items has fallen in export and that of oil based goods exhibited an expansion. The maker therefore point by point that in not all that far off future India may ascend as an 'Asian Petroleum Hub. He furthermore remarked that India has not exploited all inclusive division of generation process and the export is still vivaciously overpowered by work concentrated things depicted by a moderate creating worldwide solicitation and secured markets.

Weiss (2014) proposes that the more important the size of the trade liberalization gives the better execution of the export performance markers, which are revealed comparable good position proportion of net trade change, efficiency wage assessments of unit work cost, signify factor improvement and export development. These examinations proof exhibit that if a country proceeds with clear vision on liberalization, their export performance can be improved altogether.

Pursell, Kishor and Gupta (2016) considered the manufacturing insurance in India focusing on manufacturing trade systems and reason that manufacturing division is improved and heading towards practical openness paying little respect to the security of the farming area, which has been banned from the liberalization and change process.

Sahni (2014): The changing structure of India's exports illuminates both the solicitation plan and supply factors that are continuously influencing India's exports and the manner by which its generation structures, foundations, and techniques are responding to it. Regarding in the game plan of exports since 1980s, it may be watched that the idea of cultivation and related things has been declining while that of metals and minerals has remained basically reliable. Offer of made merchandise has extended generally. Regardless of the way that the opening up of the Indian economy since the mid-1990s offered drive to higher advancement for by far most of the products, a couple of things expanded more than the others. India's stock exports are won by the manufacturing segment which spoke to in excess of three fourth of its total exports during post-change period.

Krueger (2010) expressed that import substitution (IS) strategy remained as the trade course of action for long time in India as a significant drawback for financial development. Indian approach makers recognized India needs the brisk industrialization, which was possible through fitting trade game plan change. Indian export developed step by step as the fixation was the local market to substitute the imports. In any case, the data shows that Indian import created all things considered of around 13 percent for the span of 1975-2008, it was around 8 percent for the term of 1975-1991, and it is 16 percent for the length of 1991-2008 because of more solicitation in widely appealing product and crude materials. Another tremendous issue for Indian economy had an enduring apparent change scale with respect to US dollar until the mid-1960s and came about the valuation for Indian Rupees until themid-1980s, which compelled Indian economy to show export motivating force plan, for instance, concessional demand for getting equipment to convey the exportable product, commitment special case and concession on charge.

Starting late, Athukorala (2011) contemplated export execution of East Asian nations and China exhibits that a nation with increasingly open trade approach bolsters the export performance since they can benefit by the creation sharing framework and increment the national yield in a country, however why it has not been happened in India is significant inquiry to the trade strategy makers in India.

Paudel and Perera (2009) found the positive relationship of trade receptiveness in monetary development as trade transparency investigates the job of trade in the economy by making greater business and improves the export performance in Sri Lanka.

Liberalization change and export performance: Liberalization change and its impact on trade, especially exports, has been one of central issues among market investigators and technique makers in the worldwide field. The foundations of passage drove development hypothesis incited give cautious consideration on how exports development is possible in a nation. This is the reason behind moving trade techniques from getting import substitution trade procedure to export advancement philosophy since the mid-1980s. This move has made a flood of liberalization change in the worldwide setting with the conviction that export advancement makes greater work, expands yield, secures outside money, and actuates family resources and saving in a perfect world so the monetary advantages reach to the more broad get-together of people (Acharya, Shankar 2016). In the liberalized financial methodology organization, a country checks out worldwide trade decreasing its toll and non-charge limit with the objective that business bunches perform better and a country achievement to achieve the snappier monetary development.

Other than liberalization and change, there are alternate points of view to choose the export performance, which can be named supply side and solicitation side components. In the inventory side, private resources, work costs, and worldwide market accessibility are essential; and in the solicitation side, universal market situation expect urgent part (Feldstein, Martin 2016). Regardless, most concern is found on whether the liberalization is one of genuine determinants of export performance and how liberalization sway on export performance.

### 3. Global trade scenario:

Worldwide macroeconomic situation was solid before the start of cash related crisis in US in 2007. This is appear in predictable augmentation in world fiscal advancement rate which has achieved the degree of 5 percent in 2004, the most raised in around three decades (Economic Survey, 2004-05). This continued with improvement in world yield advancement for a record fourth year successively in 2007 saw the ascent of another time of outside money related circumstance. This new stage has been separate by solid and wide based improvement in creating business division economies, particularly with China and India together speaking to around 40 percent of worldwide advancement evaluated in regards to obtaining Power Parity(Economic Survey, 2006-07). This solid worldwide macroeconomic situation before gave an extraordinary structure to the advancement of global trade (Natraj and Tondon 2011). This worldwide trade continued creating at a typical yearly trade improvement of 6 percent in the midst of 1990-2008 (World Economic Outlook, October, 2013). Nevertheless, embankment of US cash related crisis in 2007 exchanged this example for the entire worldwide economy. This is because of its negative repercussions were relentlessly traded from the cash related portion to real part in made economies and after that to making through the financial and trade channel. Along these lines in 2007 , worldwide trade

improvement decreased to 7.3% from 9.2 percent in 2006 and decelerated advance in the year 2008 and 2009 to 3 percent and (- ) 10.7 percent (World Economic Outlook, October ,2009). This was enrolled as the greatest lessening in World Trade in more than 70 Years (WTO Report, 2009-10). Worldwide trade streams skiped back solidly in 2010 after their fall in 2009. The rising in the volume of items conveys in 2010 was the greatest on record, engaging world trade to return to its pre-crisis level. In any case, it can't be a long stretch inclination inferable from disastrous occasion in Japan and Thailand, normal conflict in Libya and serious budgetary log jam in Europe conveyed again fall in worldwide trade improvement in 2011 and in 2012 to 6 percent and 2.5 percent from 12.8 percent in 2010. There is projection that in 2013 and 2014 (Table - 1) the worldwide trade advancement will reestablish again anyway won't have the ability to accomplish pre crisis level.

In this way, this money related and economic related and fiscal crisis shook the entire world economy and relentlessly debilitated the world monetary improvement and trade. Regardless, a positive piece of the stoppage in worldwide trade that was being seen is the creating offer of working up countries' trade worldwide trade and growing area development of their trade streams.

**Table 1 - Global Trade Trends (2007-2012)**

	2007	2008	2009	2010	2011	2012	Projection	
							2013	2014
<b>World Trade Volume (Goods and Services)</b>	7.3	3	-10.7	12.8	6	2.5	3.1	5.4
<b>Imports</b>								
Advanced Economies	4.7	0.5	-12.4	11.7	4.7	1.1	1.4	4.3
Emerging Markets	13.8	9.4	-8	14.9	8.7	5	6	7.3
<b>Exports</b>								
Advanced Economies	6.3	1.9	-11.9	12.3	5.6	2	2.4	4.7
Emerging Markets	9.8	4.6	-7.7	13.6	6.4	3.6	2.3	6.3

It suggests the advancement of working up countries' trade nitty gritty less declining pace of trade improvement when worldwide trade was falling and high growing rate when worldwide trade was reviving when appeared differently in relation to made countries. It is normal that, this has ended up being possible considering following the market widening strategy by the making countries with a particular ultimate objective to adjust the effect of decreased export pay from the made countries. As such, this decoupling effect would have made making countries less unprotected against money related disturbance in developed countries.

### 4. Indian Liberalization Reforms and Exports:

India officially started liberalization change with the outer segment change in the light of equalization of installment crisis in 1991. The beginning was taken with the measures; degradation of the private money, decline in obligation rates,

ejection of imprisonment on import divide, capital inflows and FDI, and invalidation of import permitting framework. For example, Indian cash was devaluated by around 22.8 percent in July 1991 in regard to a holder of money related guidelines, meanwhile custom duties were decreased by in excess of 40 percent, a liberal arrangement was grasped for FDI with a part of Foreign Investment Promotion Board (FIPB) to help the FDI recommendation, and basically it was made progressively open in 2001. Open segment change was made removing the security and commitment of private division, private and money related area moreover were made increasingly engaged clearing the varieties of the protections and impediments (Sophie Chauvin 2015). Trade change began ousting standard confinements and duty rate were decreased considerably; and grant raj system was discarded in various period of liberalization change.

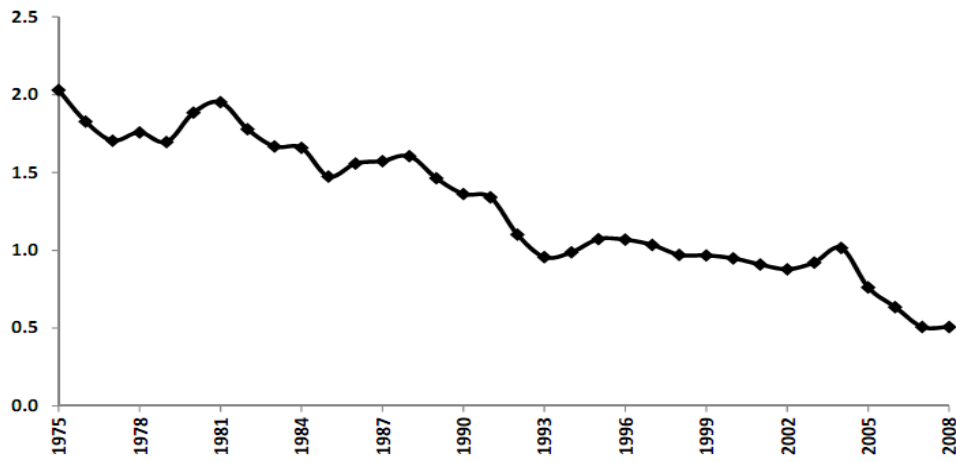


Figure 1: Structure of India's Tariff Coefficients: For 1975-2008

Notably, tariff coefficients are diminished fundamentally lower level until 2008; anyway these coefficients are diminishing after mid 1980s as clarified in the Figure 1. The sharp decrease is found in 1991-1993 and 2004 to 2007. Likewise, figure 2 shows the pattern of customs tax rates

decrease since change arrangement received; taxes have been diminished to 10% in 2008 while the rate was 150% in 1991. All the more sharp decrease in the duties was made until 1995.

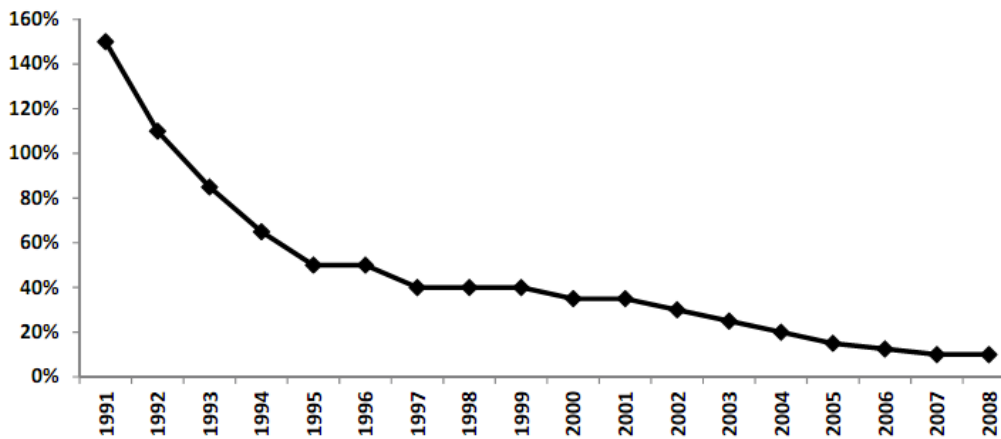


Figure 2 Structure of India's Custom Tariff Rates (%) 1991-2008

In spite of the overwhelming decrease in tariff rate coefficients and customs tariff structure in the change era, Indian exports accounts just 1 % of world's export share in 2008, coincidentally proportional to the degree of 1965 as

clarified in Table 1, which investigates another significant reality that Indian export performance was powerless regardless of the consideration was given to export advancement in late 1960s.

Year	US\$ billion Exports Value	Export Share
1953	1.1	1.4
1960	1.2	1.1
1965	1.7	1
1970	2	0.7
1975	4.4	0.5
1980	8.6	0.5
1985	9.1	0.5
1990	18	0.5
1995	30.6	0.6
2000	42.4	0.7
2003	59	0.8
2006	120	1
2008	195	1

Table 1: Export Value of India and its share in world Trade

India could extend the volume of exports quicker than other least developed countries (LDCs) yet its relative performance stayed low, and export esteem has been expanded since 1990 because of measures taken in change

yet its export share in the world market stays denied recording under 1950s level and it shows that the ideal product of liberalization has not been accomplished at this point.

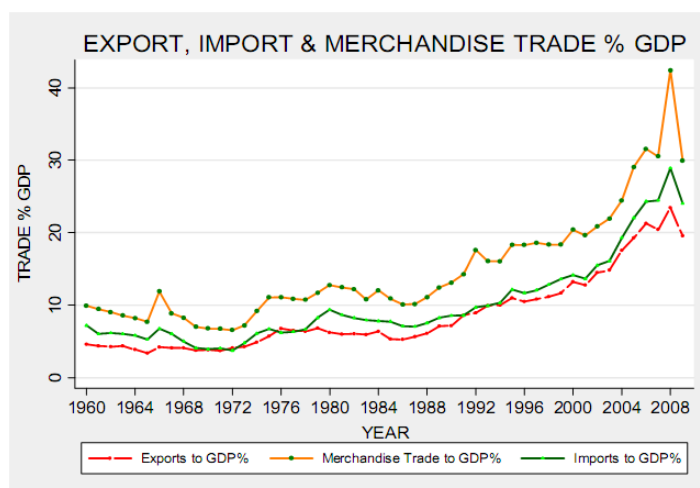


Figure 3: Trade % of GDP

Figure 3 explains the overall trade situation of India for the period of 1960-2009 covering the data for exports to gross domestic product (GDP) percentage, import trade to GDP percentage and merchandise trade to GDP percentage. Until late 1980, Indian merchandised trade's contribution remained about 10 percentage of GDP then it started to increase until 2008 and global financial crisis (GFC) forced it to turn down in 2009. Indian import trade is well above than export trade since 1978 and this situation has not been changed even since 1960, however the gap is different over time. Both import and export trade were limited almost 7 percentages of GDP until late 1980s and then import increased to about 25 percentage of GDP while export increased to about 20 percentage of GDP in 2008 showing the wider gap of trade balance since 2003.

##### 5. Export-Import Policy Of India:

The Export-Import Policy (EXIM Policy), proclaimed under the Foreign Trade (Development and Regulation Act), 1992, would reflect the level of controls or movement of remote trade and exhibit the apportionments for send headway. Despite the way that the EXIM Policy is accounted for a five-year time period, announcing a Policy on March 31st of reliably, inside the wide edge of the Five Year Policy, for the ensuring year. A fundamental component of the EXIM technique since 1992 is opportunity on various estimations. Allowing, quantitative repressions and other authoritative and discretionary controls have been essentially murdered. The Commerce Ministry, Government of India pronounces the fused Foreign Trade Policy FTP in every multi year. This is similarly called EXIM approach. This course of action is revived every year with a couple of alterations and new plans. New plans become powerful on the main day of money related year, i.e., April 1, reliably. The Foreign Trade Policy which was accounted for on August 28, 2009 is a planned approach for the period 2009-14. Export Import (EXIM) Policy diagrams standards and controls for exports and imports of a country. This approach is generally called Foreign Trade Policy. It gives approach and technique of the organization to be taken after for propelling exports and

overseeing imports for accomplishing an idea of no under 1 % of worldwide stock trade (Joshi, 2014). This plan is irregularly overviewed to combine significant changes as per changing nearby and all inclusive condition. In this game plan, approach of government towards various types of exports and imports is given to different exporters and dealers. Export suggests pitching items and undertakings to various countries, while import infers obtaining product and adventures from various countries. Directly in the hour of globalization, no economy on the planet can remain cut-off from rest of the world. Export and import expect a gigantic part in the money related progression of all the maid and making economies. With the advancement of worldwide affiliations like WTO, UNCTAD, ASEAN, etc., world trade is creating at a fast rate.

##### 6. Methodology:

The methodology adopted in the present research work is outlined below. The methodology explains elaborately the sources of data collection, period of study, the tools and techniques applied in the study

**Sources of Data:** The data for the present study has been collected mainly from secondary source. For this purpose, books, journals, periodicals and reports have been referred to collect the data and information on foreign trade. Apart from these, an attempt has been made to collect the information from primary source with the field level executive to know the practical problems faced by them in the field level.

**Technique of Analysis:** The data collected for the present study has been collected from various published reports such as Economic Survey of India, RBI (Reserve Bank of India) Annual Reports, Currency and Finance, Hand Book of Statistics on Indian Economy, etc. The data has been analyzed with the help of statistical techniques like trend analysis, mean, standard deviation, coefficient of variation and correlation analysis.

##### 7. Result & Discussion

**India's Export Trends:** India's exports as far as worth expanded from \$ 18.26 billion of every 1991-92 to roughly \$ 46 billion of every 2001-02. As a yearly percentage change more often than not India's export development rate upward pattern aside from during 1996-99 and 2001-02. This is a result of the Asian Crisis and assault on World Trade Center in US which decreased the export development from 20.5% in 1995-96 to -

3.9% in 1998-99 and - 1.7% in 2001-02. This negative export development rate is recaptured in 2002-03 and contaminate India had the option to check twofold digit development rate (20.4%) in the year 2002-03. From that point forward, yearly rate development of India's exports stayed expanding and contacted the pinnacle development pace of 30 % in 2004-05.

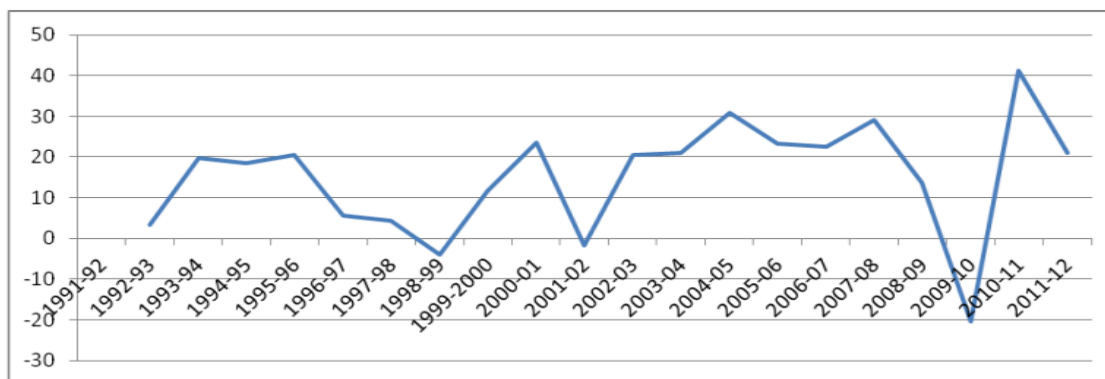


Figure 1 - Export growth rate of India: 1991-92 – 2011-12

Be that as it may, the global downturn combined with the extending of the global monetary emergency shocked this proceeded with upward development, in 2008. India's yearly export development rate which was 29 % in 2007-08 began declining and contacted untouched low yearly average development rate (13%) in 2008-09 and tuned negative (- 20.3) in 2009-10. This sort of circumstance was not seen over the most recent 24 years. Indeed, even in 2001-02 and 1998-99 when export development rate was negative, such an extensive stretch of ceaseless negative month to month development was not recorded. So as to capture the pre-emergency development of exports several measures were under taken by the administration. Because of these means and due to the low base impact, India's export development in 2010-11 arrived at an untouched high since Independence of 40.5 percent (Figure - 1). Despite the fact that it decelerated in 2011-12 to 21.3 percent, it was still over 20 percent and higher than the compound annual growth rate (CAGR) of 20.3 percent for the period 2004-5 to 2011-12. Overall, CAGR of India's exports stayed 9.5 percent during the principal decade of changes, while the second decade of changes revealed around 19 percent compound yearly development pace of exports (Table – 2)

Table 2: India's Export - 1991-92: 2011-12

Years	Exports (US \$ billion)	Annual % Change
1991-92	18.26	
1992-93	18.86	3.3
1993-94	22.6	19.8
1994-95	26.8	18.6
1995-96	32.3	20.5
1996-97	34.1	5.6
1997-98	35.6	4.4
1998-99	34.2	-3.9
1999-2000	38.2	11.7
2000-01	45.45	23.5
2001-02	44.7	-1.7
2002-03	53.8	20.4
2003-04	66.2	21.1
2004-05	85.2	30.8
2005-06	105.1	23.4
2006-07	129	22.6
2007-08	166.1	29
2008-09	182.6	13.6
2009-10	178	-20.3
2010-11	251.1	41.1
2011-12	303	21

This analysis shows that India's export performance detailed better performance in the subsequent decade when contrasted with the principal decade of changes. Its development likewise remained practically positive with the exception of in barely any years when certain outer episodes happened at the universal level.

**Export Composition** -The share of different product groups in India's complete exports has additionally displayed a huge change over some stretch of time. During the principal

decade of changes, the regular divisions viz. horticulture, material, pearls and calfskin items used to account the huge offer in all out exports though non-traditional segments viz. designing merchandise, oil based commodities had moderately less offer in the all-out exports. Be that as it may, during the second decade of changes switch pattern is shown.

**Table – 3 India's Export Composition – 1996-97: 2011-12**

Item	1996-97		2001-02		2006-07		2011-12	
	Share in Exports in %	Rank	Share in Exports in %	Rank	Share in Exports in %	Rank	Share in Exports in %	Rank
Engineering Goods	14.8	3	15.9	3	23.4	1	22	1
Petroleum Products	1.4	8	4.8	6	14.7	2	18.2	2
Gems and Jewellery	14.2	4	16.7	2	12.6	4	15.3	3
Agricultural Goods	20.5	2	13.5	5	10	5	12.3	4
Chemicals and Related	11.7	5	13.8	4	13.7	3	12.2	5
Textile Products	25.8	1	23.3	1	13.7	3	9.1	6
Ores and Minerals	3.5	7	2.9	8	5.5	6	2.7	7
Leather and Manufactures	4.8	6	4.4	7	2.4	7	1.5	8

The Table 3 shows that Building Goods trades that contained 14.8 % share in India's total exports in 1996-97 have performed extraordinary; its export share unavoidably extended and declared 22% idea before the completion of 2012. With this the region has moved to the principal rank from the fourth position in the different time allotment. The export advancement of this division is fundamentally a direct result of extended exports of two imperative things - mechanical assembly and instrument and transport gear. Another star performer starting late is the social event of refined oil based products whose offer extended from 1.4% of each 1996-97 to 18.2% out of 2011-12. In light of its extended idea in India's total exports its rank in like manner moved 6 situations up from eighth in 1996-97 to second in 2011-12. The export flood of this thing has been driven generally by entry of private endeavors like Reliance Industries, Essar Oil in Indian refining industry. Pearls and Jewelry, anyway the business today is fundamentally affected on account of retreat and the unexpected abatement looked for after, yet it can keep up its offer ( 15 %) and situating in India's exports which isn't colossally varied from its circumstance in 1996-97. Cultivating part has indicated a basic fall in its idea in India's exports. The section used to account 20% or increasingly offer in full scale exports of India and at the second position in 1996-97. However, before the completion of 2011-12 its offer is reduced to 12.3% with fifth position. Fluctuating thing costs, unexpected creation drops, rising private use have impacted the execution of agrarian division of India. Synthetic substances and related things comprise another basic locale where its idea in supreme exports (12%) and Rank (fifth) about remained same over the time period. Its consistent execution shows its criticalness in India's export bushel as a preeminent item. The thing covers a broad assortment of things from fine synthetics and pharmaceuticals to hues and from plastics to versatile things. Most of these things have done well in any case,

pharmaceutical things - mass prescriptions, intermediates, generics and definitions have been the genuine export things of substance division. Strong gathering base, openness of specialists in substance amalgamation and procedure building and reliable imaginative work process has been the improvement drivers of this part. Material division, including clothing, which was the greatest export fragment has itemized suffering tumble from 25 % share in hard and fast exports in 1996-97 to 9.1 % in 2011-12. Along these lines, the division which used to account one fourth offers is left with single digit share in India's total exports and joined by decelerated its situating from first in 1996-97 to 6th in 2011-12. This is principally due to declined orders from US and Europe grandstand amidst worldwide crisis and extended power of China, Bangladesh, and Vietnam in material part. The idea of metals and minerals didn't show any critical fall in its offer and situating in general association of exports.

Exports of cowhide and calfskin things, another standard and work genuine export part, have also demonstrated declining design. Its idea in full scale exports almost partitioned from 4.8 % in 1996-97 to 1.5% out of 2011-12. Moreover the part diminished to rank eighth in the principle 10 basic products of exports. The noteworthy explanation of such tumble down in the business is nonattendance of improvement in different class of footwear viz. easygoing footwear or children's' shoes likewise India's generation breaking point and its cost isn't even at standard with its adversaries like China. This is obvious from the above assessment that there is a fundamental move of India's export association from the ordinary items to the nontraditional products. Altogether, structuring and oil part has shown the basic rising and agribusiness and material fragment has uncovered reliable fall its offer and situating in India's export.

## 8. Conclusion:

This study analyzed the effect of liberalization change on export performance in India contemplating the determinants of India's export. The results revealed that the genuine determinant of fabricated export demand is the world solicitation, the delegate of world compensation; while creating yield is the huge determinant of manufacturing export supply. Correspondingly, FDI put assets into manufacturing division is progressively fundamental to help the manufacturing exports. Liberalization has contributed out and out to grow the manufacturing exports supply. Rather than the got see, this examination fails to perceive a basic negative association between trade protection and admission execution. Generally,

liberalizations changes' show up have beneficial outcome in India's manufacturing export execution yet not the advanced export performance. The noteworthy plan derivations from these revelations are; India's export performance starts from the manufacturing segment, as needs be, FDI in the manufacturing part should be made increasingly open to fulfill the capital essential in this division. General liberalization of the economy, not just the liberalization of trade is accepting crucial part in export performance. Foreign investment strategy changes ought to be managed as a middle segment of the change procedure.

## References

- Pillania, R. K. (2015). An Exploratory Study of Indian Foreign Trade, *Journal of Applied Economic Science*, III, 3(5), 281-292.
- Awokuse, T. O. (2014). "Trade openness and economic growth: is growth export-led or import-led?" *Applied Economics* 40(2): 161 - 173.
- Weiss, J. (2014). "Trade Reform and Manufacturing Performance in Mexico: from import substitution to dramatic export growth." *Journal of Latin American Studies* 31: 151-166.
- Pursell, G., N. Kishor and K. Gupta (2016). *Manufacturing Protection in India since Independence. The Indian Economy at 60: Performance and Prospects*. Australia, Australia South Asia Research Center, Australian National University.
- Sally, R. (2011). *Indian Trade Policy after the Crisis*, IPE, Occasional Paper No 4/2011.
- Veermani C, (2012) "Anatomy of India's Merchandise Export Growth", 1993-94 to 2010-2011, *Economic and Political Weekly*, January 7, 2012, Vol XLVII No. 1.
- Veermani C (2007), "Sources of India's Export Growth in Pre and Post – Reform Periods", *Economic and Political Weekly*, June, 23, 2007
- Natraj and Tondon (2011) "China's Changing Structure: A Factor-Based Analysis, *Economic and Political Weekly*" , March 26,2011,Vol XLVI 13 No. 13
- Joshi, Gulati, Birtahal, Tewari (2014), " Agricultural Diversification in South Asia: Patterns, Determinants and Policy Implications", *Economic and Political Weekly*, June 12,2004
- Mathor and Sagar (2015). India's international trade since globalization, *The Business and Management Review*, 5(4), 89-94
- Bhat, T.P (2011). *Structural Changes in India's Foreign Trade*. Working Paper, Institute for Studies in Industrial Development, New Delhi.
- Sahni, P. (2014). Trends in India's Exports: A Comparative Study of Pre- and Post- Reform Period, *IOSR Journal of Economics and Finance*, 3, 2(I), 8-18
- Athukorala, P. (2011). "Production Networks and Trade Patterns in East Asia: Regionalization or Globalization?" *Asian Economic Papers* 10(1): 65-95.
- Paudel, R. C. and N. Perera (2009). "Foreign Debt, Trade Openness, Labour Force and Economic Growth: Evidence from Sri Lanka." *The IUP Journal of Applied Economics* VIII(1): 57-64.
- Bhanumurthy, K. V. and Sinha, Manoj Kumar (2014). Dominance and Competition of Global Outward Foreign Direct Investment, *MAIMS Journal of Management*, 8(2): 89-102.
- Malik, J. K. (2015). India's Exports- Policy defeating Exchange Rate Arithmetic, *Economic and Political Weekly*, Dec 24-31, 5486 – 5496.
- Sinha, Manoj Kumar, (2013). *Pattern of Foreign Direct Investment Flows and Economic Development- A Cross Country Analysis*. Unpublished Doctoral Dissertation, University of Delhi.
- Acharya, Shankar (2016), *Essays on Macroeconomic Policy and Growth in India*, Delhi: Oxford University Press.
- Feldstein, Martin (2016), 'There's more to Growth than China', *Wall Street Journal*, February 16, p. 6.
- Sophie Chauvin & Francoise Lemoine (2015). *India in the World Economy: Traditional Specialisations and Technology Niches*, Working Paper No: 2003-09, CEPII.