

A Study of Low Temperature towards Polymer Lattice Thermal Conductivity

¹Jayendra Kumar & ²Dr. Rahul Solanki

¹Ph.D Research Scholar, Dept. Of. Physics, Himalayan Garhwal University, Uttarakhand

²Associate Professor, Dept. Of. Physics, Himalayan Garhwal University, Uttarakhand

ARTICLE DETAILS

Article History

Published Online: 15 April 2019

Keywords

polymer, polyethylene, thermal conductivity.

ABSTRACT

The lattice thermal conductivity of a semicrystalline polymer was studied at low temperatures by calculating the total lattice thermal conductivities of four samples of polyethylene with different degrees of crystallinity between 0.43 and 0.81 and temperatures between 0.4 and 20 K. The contributions of the crystalline and noncrystalline natures and their percentage contributions were taken into account. The predicted lattice thermal conductivity of polyethylene was in fairly good quantitative agreement with the experimental value, and showed a strong crystallinity dependence, with a distinctive cross-over point at about 2 K.

1. Introduction

Numerous test and hypothetical examinations [1-12] have been directed to research the warm conductivities of formless and semicrystalline polymers. It is outstanding that the warm conductivities of shapeless materials, regardless of whether natural or inorganic, show comparative temperature conditions [13]. In the temperature district underneath 0.5 K, the cross section warm conductivity of a noncrystalline polymer is around corresponding to T^2 . As the temperature builds, this conductivity expands all the more gradually, and somewhere in the range of 5 and 15 K, it turns out to be practically free of temperature (level area). The cross section warm conductivity again increments at high temperatures and winds up relative to the particular warmth at around 60 K. The level district has not been seen in the estimation of the grid warm conductivities of semicrystalline polymers, and the temperature reliance of the cross section warm conductivity is vastly not the same as that for nebulous polymers. Simultaneously, the temperature reliance of the cross section warm conductivity of a semicrystalline polymer is likewise unique in relation to that of the crystalline polymer. Underneath 20 K, it is seen that the grid warm conductivity displays T^2 and T^3 temperature conditions, just as a solid reliance upon the level of crystallinity. In their endeavors to investigate the trial information on the cross section warm conductivity of a polymer, a portion of the previous specialists [1, 2] allocated a two-dimensional recurrence circulation work for phonon frequencies not exactly the critical recurrence $\sim r$ and a three-dimensional recurrence appropriation for frequencies more prominent than r . Choy and collaborators [9, 10] expected that the semicrystalline polymer is made out of crystalline lamellae implanted in an indistinct network. It has been discovered that at low temperatures the temperature reliance of the cross section warm conductivity of a semicrystalline material is like that of a polymer. In a semicrystalline polymer, phonons are dispersed by a mix of two procedures. The first is the dissipating of phonons by the inner limits, which is portrayed by a recurrence autonomous mean free way, while the second is because of the structure dispersing, which can be contemplated by the thickness variance model as proposed by Klemens and by Walton. As per Assfalg, the dissipating unwinding rate can be

communicated as the whole of two unwinding rates, emerging from the nebulous stage and spherulites in the polymer. Considering the crystalline and noncrystalline natures of a semicrystalline polymer, Dubey and associates communicated the complete cross section warm conductivity as the total of two sections. The first is ascribed to the noncrystalline structure, which can be assessed by utilizing the thickness variance model proposed by Walton, while the second is identified with the crystalline structure and can be determined in the edge of the Callaway hypothesis. The present examination comes as a continuation of the prior investigations. Its goal is the investigation of the cross section warm conductivities of four examples of polyethylene in the temperature run 0.4-20 K. This material was chosen as the subject of this work because of its crystallinity, which can be changed over a wide extend (0.43 to 0.81) where important information are accessible. Accordingly, one can have various examples of polyethylene with various degrees of crystallinity without change in the substance piece. The investigation was performed by evaluating the commitments of the crystalline (K_c) and noncrystalline (K_N) natures independently. The impacts of the level of crystallinity on the commitments of the crystalline and noncrystalline natures are in like manner detailed in the present investigation. The general significance of each sort of commitment was likewise considered by ascertaining its rate commitment to the all out cross section warm conductivity.

2. Expression for the lattice thermal conductivity

Experimentally, it is known from ultrasonic and light dispersing examinations that phonons spread in nebulous materials at frequencies up to 4.10×10^{13} Hz, and thus add to the warm resistivity of the material by interfacing with the precious stone limits. Warm phonons in this recurrence range compare to temperatures ~ 0.4 K. Thinking about the commitments of crystalline and noncrystalline natures, the absolute cross section warm conductivity of a semicrystalline polymer can be given as

$$K = K_N + K_c$$

Thickness changes have recently been considered by Klemens, who gave a phenomenological treatment yielding a phonon mean free way relative to q^2 , where q is the phonon wave vector. This treatment remains constant when the wavelength is a lot littler than the connection length L , while in as far as possible the mean free way is steady. the right recipe would contain the two cases. Afterward, Walton guessed that the indistinct structure has a specific part P of its volume vacant, this division P offering ascend to phonon dissipating. As indicated by Walton [19] the articulation for the mean free way moves toward becoming:

$$l^{-1}(q) = \frac{1}{4} \frac{P}{1 - P} q + A_0 q^4 V_0 \text{ for } qV_0^{1/3} < 1$$

$$l^{-1}(q) = B_0 V_0^{1/3} \text{ for } qV_0^{1/3} > 1$$

where P is the fraction of empty spaces, which depends on the thermal history of the sample, A_0 and B_0 are constants, and V_0 is the critical volume. The first term on the right-hand side of Eq. (2) represents the scattering of phonons by empty spaces, while the second term corresponds to the Rayleigh scattering.

3. Lattice thermal conductivity of polyethylene

Kolouch and Brown [4] estimated the warm conductivities of four examples with crystallinities in the range from 0.43 to

0.81 somewhere in the range of 1.2 and 20 K. Scott et al [2] likewise estimated the warm conductivity of polyethylene in the temperature go 0.15-4 K and endeavored to clarify their outcomes in the casing of two-and three-dimensional methodologies. Dubey [11] set out to clarify the information of Scott et al by considering the nearness of both center and strain field separations in the crystalline structure. the above estimations by assessing the commitments of crystalline and noncrystalline structures. By modification of the qualities of the distinctive dispersing forms (Table I), the all out cross section warm conductivities of the four examples of polyethylene at the various degrees of crystallinity $X=0.43, 0.56, 0.71$ and 0.81 were determined somewhere in the range of 0.4 and 20 K by assessing the different commitments of KN and Kc with the assistance of (13). Results got are appeared in Fig.. The test information on the grid warm conductivity of polyethylene are taken from the report of Kolouch and Brown [4]. The variety in the all out cross section warm conductivity with the level of crystallinity X at a consistent temperature is in like manner represented in Fig.. The varieties in KN and Kr with temperature for various estimations of crystallinity X are appeared in Figs, while the varieties in KN and Kc with the level of crystallinity X at a consistent temperature are accounted for. The impacts of the level of crystallinity X on the commitments of noncrystalline and crystalline structures were additionally examined by figuring the different percent.

	X=0.43	X=0.56	X=0.71	X=0.81
T_1 / K	0.4	0.4	0.4	0.4
T_2 / K	10	10	10	10
θ / K	135	135	135	135
$\nu / 10^5 \text{ cm}\cdot\text{s}^{-1}$	1.98	2.01	2.17	2.26
$\alpha / 10^9 \text{ s}^{-1}\cdot\text{K}^{-1}$	0.8	0.85	0.85	0.9
$\beta / 10^7 \text{ s}^{-1}\cdot\text{K}^{-1}$	2.8	3.0	3.5	4.0
a	0.115	0.08	0.045	0.02
$A / 10^{-40} \text{ s}^3$	0.77	0.75	0.3	0.08
$C_B^{-1} / 10^5 \text{ s}^{-1}$	1.0	1.0	1.0	1.0
$B / 10^{-25} \text{ s}\cdot\text{K}^3$	1.0	1.0	1.0	1.0

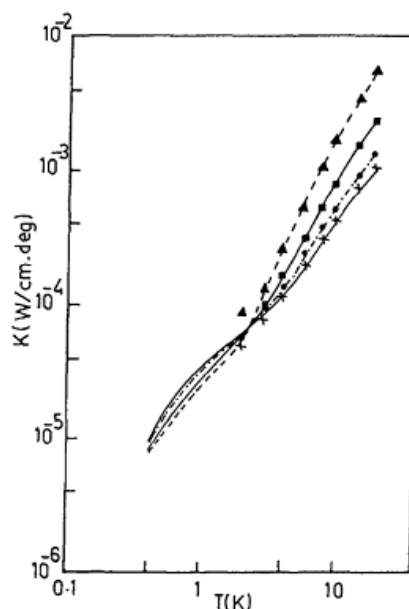


Fig. Lattice thermal conductivity of four samples of polyethylene. Solid lines are the calculated values. A, I,

9 and x are the observed values corresponding to samples having different degrees of crystallinity, X = 0.43, 0.56, 0.71, 0.81 respectively

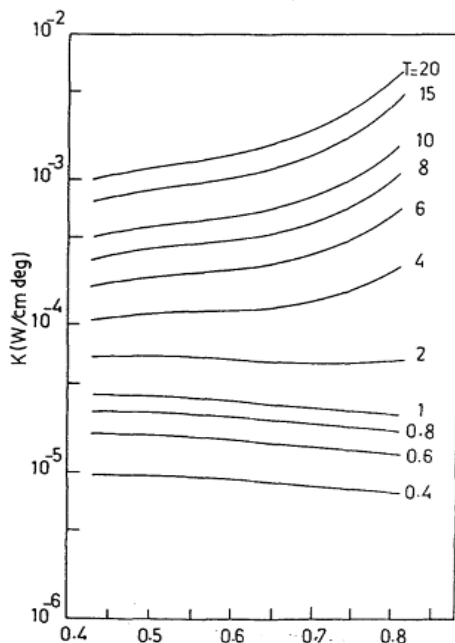


Fig. Variation of the lattice thermal conductivity of polyethylene with the degree of crystallinity X at constant temperature.

4. Results and discussion

In Fig. 1, the anticipated and accessible watched cross section warm conductivities of four examples of polyethylene are portrayed against temperature. For temperatures over 2 K, a stamped accord might be seen between the hypothetical qualities and the accessible trial information. It can likewise be seen that in this scope of temperatures the grid warm conductivity of polyethylene increments with in-wrinkling level of crystallinity, yet this impact lessens almost 2 K, while a

contrary pattern can be found in the range $T < 2$ K with a hybrid close to 2 K. In any case, close assessment of the focuses watched for the examples considered in Fig. 1 uncovers the presence of a hybrid particularly for the examples with degrees of crystallinity $X=0.43$ and 0.71 . The expansion in the cross section warm conductivity with expanding level of crystallinity can be represented by the impression of the higher normal conductivity of the crystalline structure.

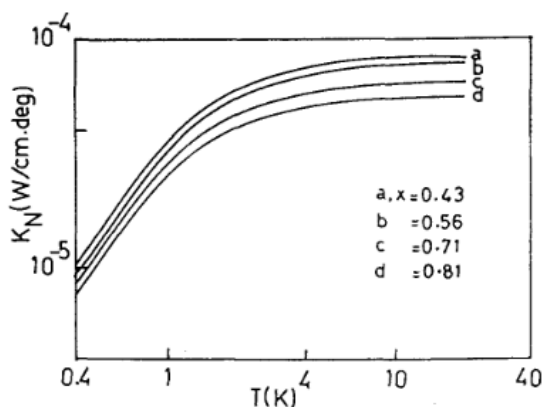


Fig. 1 The contribution to the lattice thermal conductivity due to non-crystalline structure for the different values of degree of crystallinity X

The grid warm conductivity of polyethylene is practically free of the limit dispersing unwinding rate. They likewise showed [22] that at low temperature the cross section warm conductivity of polyethylene diminishes with expanding P (part of void space), which mirrors the viability of void space dispersing. Table 1 uncovers that the estimation of P increments as the level of crystallinity increments. This implies at low temperature there is an expanding level of crystallinity, expanding P, and thus diminishing cross section warm conductivity. The hybrid conduct can in this manner be deciphered at low temperatures, because of the transcendence

of the impact of the estimation of P over any expansion in warm conductivity that originates from the level of crystallinity. It can likewise be seen that %KN diminishes with expanding temperature and level of crystallinity, while %Kc displays an expanding nature in the temperature scope of this investigation. Underneath a specific temperature (which fluctuates as per the level of crystallinity), %KN prevails over %Kc, while the invert holds over that temperature. Zero commitment because of Kc at exceptionally low temperatures. Truth be told, it isn't zero, however the worth is little to the point that it tends to be viewed as zero.

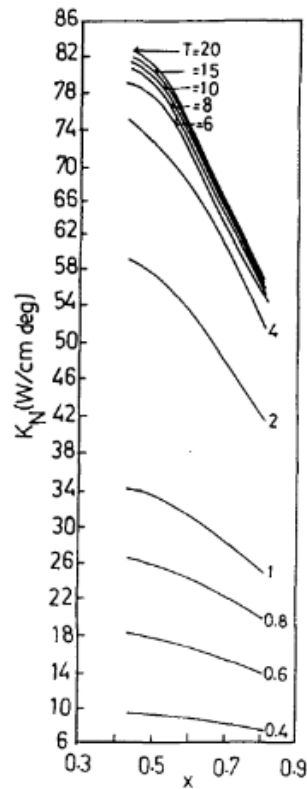


Fig.2 Variation of the contribution KN with the degree of erysta Uinity X at constant temperature

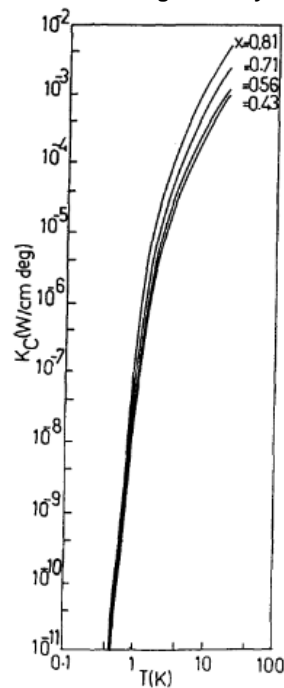


Fig. 3 The contribution to the lattice thermal conductivity due to crystadine structure for the different values of degree of erystallinity

5. conclusion

The impact is clarified as far as a traverse from turmoil to anharmonicity ruled phonon dissipating system. Expanding strain diminishes issue, permitting anharmonic dispersing to wind up predominant at continuously lower temperatures, causing the pinnacle k temperature to move to lower esteems. The impact is approved by altering issue through a change in dihedral vitality parameters. Expanding the turmoil is found to

move the temperature identified with pinnacle k to higher qualities; the other way around, diminishing the confusion brings down that temperature. Both these outcomes concur with the displayed system. A move in pinnacle k to bring down temperatures at higher strains prompts huge upgrade in the k of adjusted formless PE at lower temperatures.

References

1. M. Giles and C. Terry, Phys. Rev. Lett., 22 (1969) 882.
2. T. A. Scott, J. D. Bruin, M. Giles and C. Terry, J. Appl. Phys. 44 (1973) 4212.
3. W. Reese and T. E. Tucker, J. Chem. Phys., 43 (1965) 105.
4. R. J. Kolouch and R. G. Brown, J. Appl. Phys., 39 (1968) 3999.
5. T. Scott and M. Giles, Phys. Rev. Lett., 29 (1972) 642.
6. C. L. Choy, G. L. Salingcr and Y. C. Chiang, J. Appl. Phys., 41 (1970) 597.
7. W. Recse, J. Appl. Phys., 37 (1966) 864.
8. G. K. Chuuy and R. E. Jones, Phys. Rev., 126 (1962) 2055.
9. C. L. Choy, Polymer, 18 (1977) 984.
10. C. L. Choy and K. Young, Polymer, 18 (1977) 769.
11. K. S. Dubey, Solid State C0mmun., 15 (1974) 875.
12. A. K. Hasen and K. S. Dubey, Acta Phys. Polonica, A62 (1982) 325.
13. R. C. Zcller and R. O. POhl, Phys. Rev., B4 (1971) 2029.
14. C. Anderson, W. Reese and J. C. Wheatley, Rev. Sci. Instr., 34 (1963) 1386.
15. M. P. Zaitlin and A. C. Anderson, Phys. Rev., B12 (1975) 4475.