

Theory and applications of Excitation energy transfer processes in various phases

*Monika

Assistant Professor, Govt. College Bhiwani, Haryana (India)

ARTICLE DETAILS

Article History

Published Online: 07 September 2018

Keywords

Excitation energy, transfer processes, condensed, phase, matter

Corresponding Author

Email: monikalohchab3333[at]gmail.com

ABSTRACT

Methods based on energy transfer in various phases are in considerable current use in biology and physics. The solid reliance of the energy transfer rate on the separation between the energy contributor and the energy acceptor empowers to distinguish the development of antigen antibody buildings, enzyme-substrate edifices and the DNA hybridization. Applying a brought together quantum approach, givers offer new experiences into the hypothetical advancements in the excitation energy move forms in dense issue. As we will see, those potential outcomes have been significantly stretched out by an ongoing disclosure that electron turn can be transferd alongside the energy. In the domain of sub-atomic science, the assurance of protein structures and the characterisation of dynamical procedures is promoted by investigations of the transfer of energy between inherent or 'tag' chromophores; other ultrasensitive sub-atomic imaging applications are again in view of the same basic standard. Promote applications incorporate energy transfer frameworks intended to go about as analyte-particular sensors, and as sensitisers for photodynamic treatment.

1. Introduction

In the wide range of materials that are characterised by broad, relatively featureless optical spectra, the retention of light in the bright unmistakable wavelength area is regularly trailed by fast interior procedures of scattering and corruption of the gained energy, the last eventually to be show as warmth. In more intricate materials - those containing an assortment of light engrossing nuclear or sub-atomic parts (chromophores) with optically very much described ingestion and fluorescence groups—the retention of light is regularly trailed by a spatial interpretation of the retained electromagnetic radiation between various, however for the most part firmly isolated, chromophores. The procedure happens a long time before the finishing of any warm corruption in such materials. This essential migration of the procured electronic energy, promptly following photograph excitation, is expert by a component that has turned out to be known as reverberation energytransfer (RET) [1]. (At a prior stage in the advancement of these thoughts, the term 'reverberation' was utilized to mean that no atomic vibrations were energized; in any case, such utilization is currently known to be significant to couple of frameworks and has to a great extent fallen into suspension.)

An elective assignment for the procedure is electronic energytransfer (EET); the two terms are broadly utilized, and for each situation, the principal letter of the acronym fills in as a refinement from electron transfer. In complex multichromophore materials, the particular properties of RET enable the stream of energy to show a coordinated character. Since the procedure works most proficiently between close neighbour chromophores, the reverberation engendering of energy through such a framework for the most part appears as a progression of short advances; an elective procedure including less long advances demonstrates impressively less great. In appropriately composed materials, the example of energy stream following optical retention is in this way dictated by a grouping of transfer steps, starting and closure at

chromophores that contrast artificially, or, if the chromophores are fundamentally comparable, through nearby alterations in energy level structure mirroring the impact of their electronic condition. Henceforth, singular chromophores that demonstration in the limit of excitation acceptors can in this manner embrace the part of givers [2].

This impact adds to a significant, property-deciding trademark for the diverting of electronic excitation in photosynthetic frameworks; similar standards are copied in manufactured energy reaping frameworks, for example, the fractal polymers known as dendrimers. The perception and uses of RET expand well past the innovation of light collecting, as will be exhibited in later areas of this section. The wonder has an essential capacity in the activity of natural light-radiating diodes (OLEDs) and glow indicators; in crystalline solids and glasses doped with change metal particles, instruments in view of RET are likewise drawn in for laser recurrence transformation. In the fields of optical correspondences and calculation, a few optical exchanging and rationale entryway gadgets are established on a similar standard [3].

To wrap things up, RET gives a rich ground to investigating the essential issues that emerge from the nanoscale transfer of electromagnetism and quantum mechanics [4].

2. Nature of condensed phase energy transfer

In any non-homogeneous dielectric material, the primary result of ultraviolet/visible absorption is the population of short-lived electronic excited states located in individual atomic/molecular/nanoscale centres. When all is said in done, this is quickly trailed by at least one transfers of the procured electronic excitation energy, ordinarily on a ultrafast timescale and with some related misfortunes, for example, vibrational dispersal. Given the wide compass of the term 'consolidated stage,' it is extremely very bewildering that the RET idea is so

unavoidable, and the basic hypothesis so broadly relevant. In crystalline, semicrystalline, or smooth media, the focuses of ingestion (and consequent reemission) usually appear as particles, iotas, or shading focuses; in different sorts of mediums they might be little atoms, electronically particular parts of huge particles, or nanoparticles, for example, quantum spots. Where all inclusive statement is proposed in the accompanying, the term 'chromophore' is utilized, subsuming the term 'fluorophore,' which some utilize to pass on the every now and again related ability to show fluorescence. In spite of the fact that the energy stream that takes after optical ingestion is by and large a multistep procedure, at the crucial level, each rudimentary transfer step is a radiationless pairwise collaboration, by and large occurring between an electronically energized species named the contributor and an electronically unmistakable acceptor that is at first in its ground state. The hypothesis is in this way in view of combine couplings [5].

The essential conditions for combine RET depend on the associations of non-covering change dipoles. Prior to seeking after the detail, nonetheless, it merits watching that different types of coupling are likewise conceivable, however less applicable to most frameworks of enthusiasm for the accompanying record. For instance, the transfer of energy between particles or units with altogether covered wave capacities is typically depicted regarding Dexter hypothesis, where the coupling conveys an exponential rot with separate, straightforwardly mirroring the spiral type of the wave capacities and electron disseminations. Contrasted with materials in which the contributor and acceptor orbitals don't spatially cover, such frameworks are of less use for either gadget or scientific applications, to a great extent in light of the fact that the coupled chromophores lose their electronic and optical trustworthiness. This is the principle reason that mind boggling light-collecting frameworks are usually outlined with non-conjugated linkages or spacer units between the chromophores, or else with the last hung on a host superstructure that avoids coordinate chromophore contact [6].

3. Energy transfer in heterogeneous solids

A wide variety of materials can be engineered to exhibit photoactive properties based on RET. In this segment, three kinds of frameworks are picked and examined to represent this range: doped solids, quantum specks, and multichromophore buildings. Of course, very extraordinary properties and applications are related with every framework compose [7].

Doped solids

In optical materials dilutely doped with progress metals, RET speaks to a diffusive system that conservatives different procedures, for example, invigorated discharge (as another illustration, it impacts laser proficiency). RET additionally assumes an imperative part in the photophysics of uncommon earth (lanthanide)- doped precious stones, glasses, and strands. These optically weaken materials show ghostly highlights in the noticeable and close obvious districts that owe their root to f-shell electronic changes in the dopant. The limited linewidth of the energy levels, together with the incidents of dispersing between levels in various lanthanides, bear the cost of phenomenal open doors for the plan of

materials that summon regular RET, as well as higher-arrange impacts. An assortment of proposition by Dexter and Bloembergen in the 1950s based on the commence of sending RET to transfer excitation between lanthanide particles. Following the improvement of lasers, the anticipated higher-arrange impacts were rapidly brought to test realization. Important among the last procedures are stepwise or helpful up-change, sensitisation, and down-transformation.

The term up-change connotes forms in which low-recurrence radiation is changed over to a higher recurrence, the yield itself regularly being utilized as a reason for laser emanation. In the same way as parametric procedures including the immediate change of electromagnetic radiation in optically nonlinear precious stones, the RET based instrument outfits a yield in which every photon is made to the detriment of two information photons. As opposed to parametric procedures, in any case, the info photons are not required to arrive at the same time. The result is that the impact is achievable at bring down powers. The least complex plan is one in which transfers of energy from two at first energized yet spatially confined contributors, A^* and B^* , elevate an acceptor C to a state with roughly double the energy of the primary excitation. One plausibility is a stepwise procedure in which the twin gives consecutively convey excitation energy to the acceptor, as appeared in Fig. 1 [8].

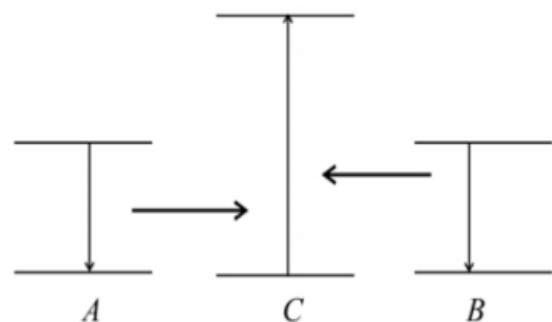


Figure 1: Diagram representing cooperative up-conversion [9].

The QED hypothesis of APTE up-transformation summons fourth-arrange time subordinate bother hypothesis, as befits the need to make and destroy two virtual photons to impact the fundamental couplings. Counts prompt a quantum sufficiency including three sorts of terms, every itself involving 24 distinct commitments in view of the permitted pathways through a state-grouping chart, as outlined in Fig. 2 [10].

Comparative standards work in sensitisation forms. Here, the transfer of excitation from a giver particle A^* to an acceptor C draws in a connecting animal varieties B , without which the transfer is ineffectual. By and by, the term 'up-change' is basic for such perceptions, yet 'sensitisation' recognizes it from the pooling forms portrayed previously. The other central instance of intrigue, worsen down-transformation or quantum cutting, is a marvel in which excitation is at the same time passed on to two acceptors A_n and B , from a solitary energized contributor C^* , each transfer conveying around half of the energy of the benefactor excitation. In this manner, for instance, an underlying excitation of VUV radiation can prompt the

discharge of obvious light. Frameworks showing such impacts speak to the satisfaction of early recommendations by Dexter

of frameworks that can display quantum yields more noteworthy than solidarity [11].

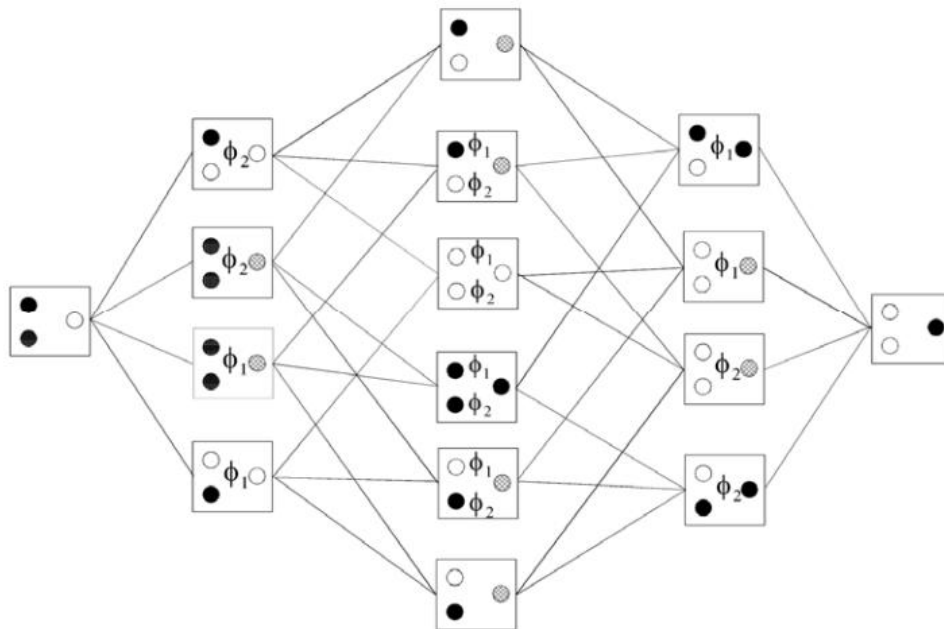


Figure 2: State-sequence diagram for cooperative up-conversion, accommodating 24 quantum amplitude contributions [12]

4. Established areas of application

In a host of multichromophore materials, RET represents a mechanism whose operation exerts a major influence on optical properties. Far reaching as these frameworks and applications may be (a few strong state gadget arranged applications are to be talked about in later segments), the most generally contemplated and portrayed cases are found regarding light collecting—both organic and engineered. Following the catch of a photon by any such framework, the RET component manages that the movement of the gained energy from the site of the underlying photoabsorption through to the site of its use is at each stage subject to an opposite 6th power reliance on remove. Subsequently, energy movement over separations past the Förster sweep basically works through a progression of short bounces instead of one long jump. Regularly, these jumps show a 'spectroscopic slope,' a term for the dynamically longer wavelengths for assimilation

and fluorescence in progressively visited chromophores. This is a property that makes a critical commitment to the high effectiveness of photosynthetic and united frameworks [13].

In test science, one clear use of the solid separation reliance is the distinguishing proof of movements in particles, or parts of atoms, that can carry one chromophore into the vicinity of another; unmistakable cases in science are the activity over a cell film, and protein collapsing. These and other such procedures can be enrolled by specifically energizing one chromophore utilizing laser light, and observing either the abatement in fluorescence from that species, or the ascent in (once more, by and large longer-wavelength) fluorescence from the other chromophore as it goes into the part of acceptor. The reasonable utilization of optical dichroic channels can influence this fluorescence To ret or 'Fuss' method consummately direct (see Fig. 3) [14].

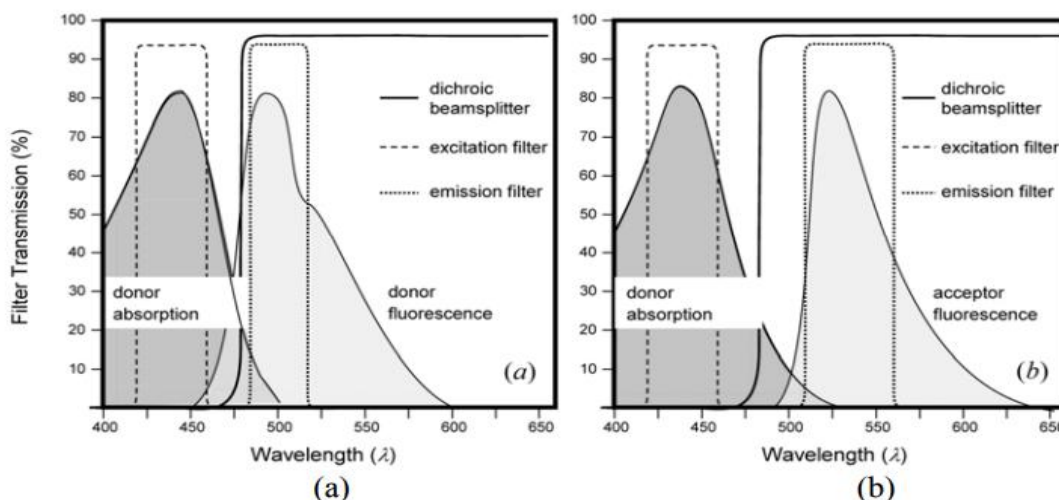


Figure 3: Schematic depiction of the spectral resolution of fluorescence from donor and acceptor species [15]

In cases where the two material components of interest do not display both absorption and fluorescence features in an appropriate wavelength range, molecular tagging with site-specific 'extrinsic' (i.e., artificially attached) chromophores can solve the problem. In a few applications, the real separation between the chromophore bunches is of particular intrigue. At the point when a similar two chromophores highlight (in spatially unique setups) in the concoction synthesis of two distinct frameworks (once more, a typical element in science), the relative removals of the chromophores can be quantitatively surveyed based on examinations between the comparing RET efficiencies. Such a method is prominently known as a 'spectroscopic ruler.' Such clarifications of atomic structure for the most part need data on the relative introductions of the gatherings included, and in that capacity, the estimations as a rule disregard the kappa parameter.

Optically controlled energytransfer

The present pace of improvement in nanofabrication procedures has advanced an expanding enthusiasm for the particular impacts of giver and acceptor arrangement in nanoscale geometries and occasional structures. In any case, the likelihood of affecting the activity of RET by an optical field, through the contribution of an off-resonant helper light emission radiation, has just as of late gotten thought. Consideration was first centered around intensification impacts that may be seen in frameworks where energytransfer can happen without a helper bar. It was demonstrated that, at the levels of power at present accessible from mode-locked strong state lasers, critical upgrades of the transfer rate could be normal. In spite of the fact that the underlying work foreseen impacts that could be shown in any giver acceptor framework, intrigue has therefore refocused on structures custom-made to abuse the laser-helped wonder. In particular, thought has swung to frameworks in which every giver acceptor match has optical properties that fulfill the ghostly cover condition, however for which RET is designedly blocked by a modified geometric arrangement [16]. For instance, both short- and long-run RET is illegal when the contributor and acceptor experience electric dipole advances whose change minutes are opposite both to each other, and to

the benefactor acceptor dislodging vector. Through an optically nonlinear component of optically controlled reverberation energytransfer (OCRET), it comes to pass that the throughput of non-resounding laser heartbeats can encourage energytransfer under such conditions where it would some way or another be thoroughly taboo; the framework hence works as an optical transistor, with excitation throughput transferred on by the helper bar [17]. The laser frameworks most fit for conveying the vital levels of irradiance end up being decisively those that will likewise offer specifically controllable ultrafast rates of exchanging. The component for OCRET conjures fourth-order time-subordinate annoyance hypothesis. Every connection is straight in the electric dipole collaboration administrator and along these lines, includes the ingestion or discharge of a photon. In particular, notwithstanding the two virtual photon occasions (creation and obliteration) of typical RET, this procedure includes the assimilation and the empowered re-emission of a photon from the throughput off-thunderous laser light. In the same manner as the virtual photon collaborations, every one of the genuine photon occasions may happen at either the contributor or the acceptor. When all is said in done, every one of the four of the subsequent conceivable mixes add to the general quantum plentifulness; in addition, every has 24 diverse time orderings related with it [18].

5. Conclusion

Energytransfer is a subject that has come of age. Having been examined as of now for the greater part a century, it has many set up applications, in spite of the way that a portion of the major standards have just as of late turned out to be completely comprehended. Quantum electrodynamics has had an imperative influence in combining the hypothesis, and has made ready for various more up to date advancements in which photonic and quantum optical parts of light-matter coupling become possibly the most important factor. With such a broad inclusion in generally changing media, this is a subject that should be all the more generally instructed and comprehended; this investigation is offered as a commitment towards that target.

References

1. G. W. Robinson and R. P. Frosch, "Electronic excitation transfer and relaxation," *J. Chem. Phys.* 38, 1187–1203
2. H. van Amerongen, L. Valkunas, and R. van Grondelle, *Photosynthetic Excitons*, World Scientific, Singapore (2000).
3. D. M. Guldi, "Fullerene-porphyrin architectures; photosynthetic antenna and reaction center models," *Chem. Soc. Rev.* 31, 22–36 (2002).
4. E. K. L. Yeow and K. P. Ghiggino, "Electronic energy transfer in multichromophoric arrays. The effects of disorder on supertransfer coupling and energy transfer rate," *J. Phys. Chem. A* 104, 5825–5836
5. S. A. Latt, H. T. Cheung, and E. R. Blout, "Energy transfer: a system with relatively fixed donor-acceptor separation," *J. Amer. Chem. Soc.* 87, 995–1003.
6. J. R. Lakowicz, *Principles of Fluorescence Spectroscopy*, 2nd edition, Chapter 10, Kluwer Academic, New York.
7. C. Devadoss, P. Bharathi, and J. S. Moore, "Energy transfer in dendritic macromolecules: molecular size effects and the role of an energy gradient," *J. Amer. Chem. Soc.* 118, 9635–9644.
8. L. Stryer and R. P. Haugland, "Energy transfer: a spectroscopic ruler," *Proc. Natl. Acad. Sci. USA* 58, 719–726.
9. G. D. Scholes and D. L. Andrews, "Damping and higher multipole effects in the quantum electro-dynamical model for electronic energy transfer in the condensed phase," *J. Chem. Phys.* 107, 5374–5384.
10. D. L. Andrews, D. S. Bradshaw, J. Leeder, and J. Rodríguez, "Dynamics of the dispersion interaction in an energy transfer system," *Phys. Chem. Chem. Phys.* 10, 5250–5255.
11. P. G. van Patten, A. P. Shreve, J. S. Lindsey, and R. J. Donohoe, "Energytransfer modeling for the rational design of

- multiporphyrin light-harvesting arrays," *J. Phys. Chem. B* 102, 4209–4216 (1998).
12. D. L. Andrews and R. G. Crisp, "Theory of directed electronic energy transfer," *J. Fluorescence* 16, 191–199 (2016).
 13. D. L. Andrews and J. Rodríguez, "Resonance energy transfer: Spectral overlap, efficiency and direction," *J. Chem. Phys.* 127, 084509 (2001).
 14. D. L. Andrews and A. M. Bittner, "Energy transfer in a static electric field," *J. Lumin.* 55, 231–242 (2013).
 15. P. Allcock, R. D. Jenkins, and D. L. Andrews, "Laser-assisted resonance energy transfer," *Phys. Rev. A* 61, 023812 (2000).
 16. D. L. Andrews and R. G. Crisp, "Optically activated energy transfer: array implementation," *J. Opt. A: Pure Appl. Opt.* 8, S106–S112 (2016).
 17. B. W. Alligood and A. Salam, "On the application of state sequence diagrams to the calculation of the Casimir-Polder potential," *Mol. Phys.* 105, 395–404 (2017).
 18. D. S. Bradshaw and D. L. Andrews, "Optically controlled resonance energy transfer: Mechanism and configuration for all-optical switching," *J. Chem. Phys.* 128, 144506 (2018).